

Clip, 5 x 20 / 6.3 x 32 mm, UR



Variant 2

600 VAC/DC · 16 A (UL/CSA)



**Description**

- Through hole mounting
- Clip-material: bronze or brass
- Fuse block accepts 5x20 or 6.3x32 fuse-links

**Standards**

- IEC 60127-6
- UL 4248-1 / UL 512
- CSA C22.2 no. 39

**Approvals**

- UL File Number: E39328

**Weblinks**

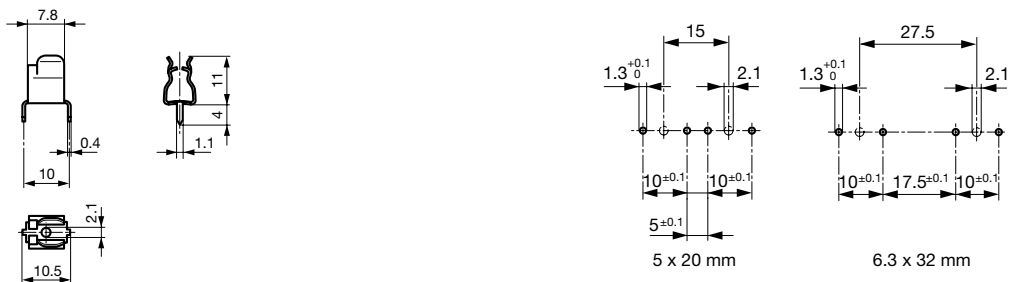
[pdf-datasheet](#), [html-datasheet](#), [General Product Information](#), [Approvals](#), [CE declaration of conformity](#), [RoHS](#), [CHINA-RoHS](#), [e-Shop](#), [SCHURTER-Stock-Check](#), [Distributor-Stock-Check](#), [Detailed request for product](#)

**Technical Data**

Fuse-Link	5 x 20 or 6.3 x 32 mm
Mounting	PCB
Terminal	Solder THT
Rated Voltage	600VAC/DC
Rated current	16A (UL/CSA)
Degree of Protection	IP 00
Admissible Ambient Air Temp.	-40 °C to 85 °C
Climatic Category	40/085/21 acc. to IEC 60068-1
Material: Terminals	see variants
Unit Weight (Socket/Cap)	0.98 g
Storage Conditions	0 °C to 60 °C, max. 70% r.h.
Product Marking	Approvals

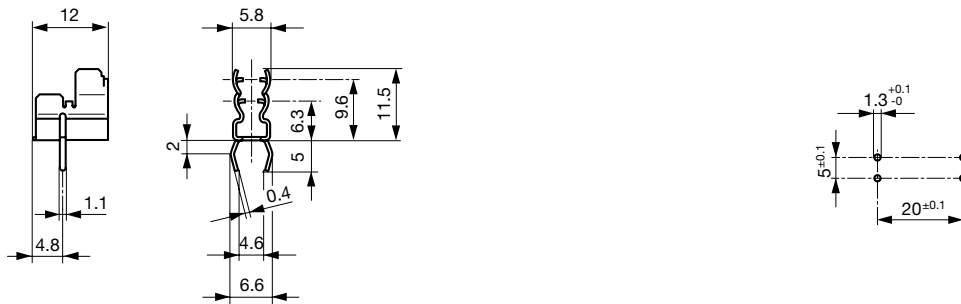
Soldering Methods	Wave
Solderability	235 °C / 2 sec acc. to IEC 60068-2-20, Test Ta, method 1
Resistance to Soldering Heat	260 °C / 10 sec acc. to IEC 60068-2-20, Test Tb, method 1A
Contact Resistance	< 2.5 mΩ at 20 mV

**Dimension**



Variant 0751.0056

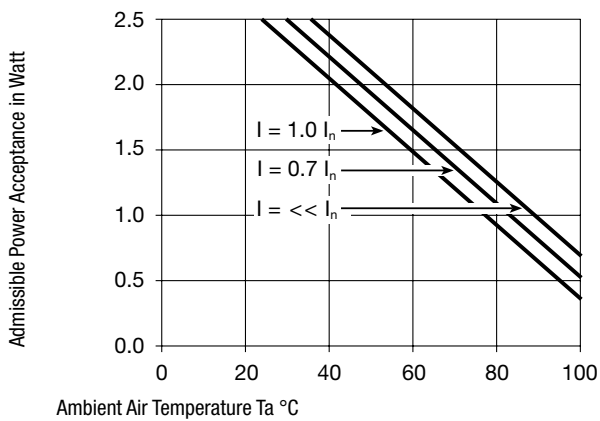
Drilling holes variant 0751.0056



Variant 2 0751.0099, 0751.0100, 0751.0141 and 0751.0142

Drilling diagram variant 2 0751.0099, 0751.0100, 0751.0141 and 0751.0142

## Derating Curves



## Variants

Clip	Terminal	Material: Terminals	Order Number
●	Straight	Tin-Plated Bronze	0751.0056
●	Kicked	Tin-Plated Bronze	0751.0099
●	Kicked	Tin-Plated Brass	0751.0100
●	Straight	Tin-Plated Bronze	0751.0141
●	Straight	Tin-Plated Brass	0751.0142

Most Popular.

Availability for all products can be searched real-time: <http://www.schurter.com/en/Stock-Check/Stock-Check-SCHURTER>

**Packaging Unit** Bulk (1000 pcs.)