

Shock-Safe Fuseholder, 5 x 20 / 6.3 x 32 mm, Slot, horizontal



250 VAC · 3.2 W / 10 A (VDE) 16 A (UL/CSA)



### Description

- Kicked or straight PCB-terminals
- Horizontal style

### Standards

- IEC 60127-6
- UL 4248-1 / UL 512
- CSA C22.2 no. 39


### Approvals

- VDE Certificate Number: 6946
- UL File Number: E39328
- CSA File Number: 38456

### Weblinks

[pdf-datasheet](#), [html-datasheet](#), [General Product Information](#), [Approvals](#), [CE declaration of conformity](#), [RoHS](#), [CHINA-RoHS](#), [e-Shop](#), [SCHURTER-Stock-Check](#), [Distributor-Stock-Check](#), [Accessories](#), [Detailed request for product](#)

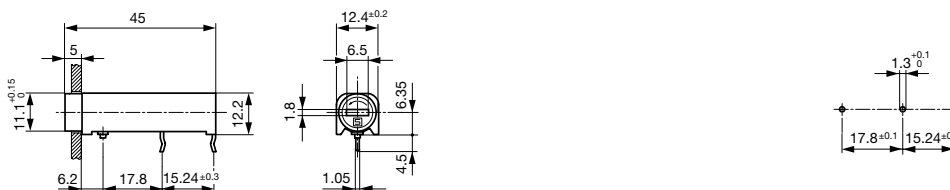
### Technical Data

Shock-Safe Category	PC2
Fuse-Link	5 x 20 or 6.3 x 32 mm
Mounting	PCB
Terminal	Solder THT
Rated Voltage	250 VAC
Rated current	10 A (VDE), 16 A (UL/CSA)
Rated Power Acceptance IEC	3.2 W / 10 A @ Ta 23 °C 2.5 W / 10 A for 5x20 mm fuse-link, see derating curves
Degree of Protection	IP 40
Protection Class	Suitable for appliances with protection class I or II acc. to IEC 61140
Admissible Ambient Air Temp.	-40 °C to 85 °C
Climatic Category	40/085/21 acc. to IEC 60068-1
Material: Socket	Thermoplastic, black, UL 94V-0
Material: Terminals	Tin-Plated Copper Alloy
Unit Weight (Socket/Cap)	5.1 g / 2.3 g
Storage Conditions	0 °C to 60 °C, max. 70% r.h.
Product Marking	 Type, Dielectric strength, Current, Approvals

Soldering Methods	Wave
Solderability	245 °C / 2 sec acc. to IEC 60068-2-20, Test Ta, method 1
Resistance to Soldering Heat	260 °C / 10 sec acc. to IEC 60068-2-20, Test Tb, method 1A
Contact Resistance	< 5 mΩ at 20 mV
Dielectric Strength	> 3 kV (50 Hz; 1 min)
Impulse Withstand Voltage	> 4 kV between L-N
Insulation Resistance	> 10 MΩ between L-N (500 VDC; 1 min)
Overvoltage Category	I - III acc. to IEC 60664-1
Pollution Degree	1 - 3 acc. to IEC 60664-1

### Dimension

45 mm

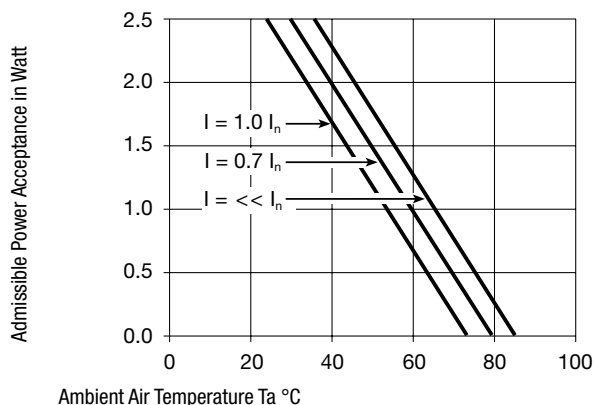


Variant 0031.3577

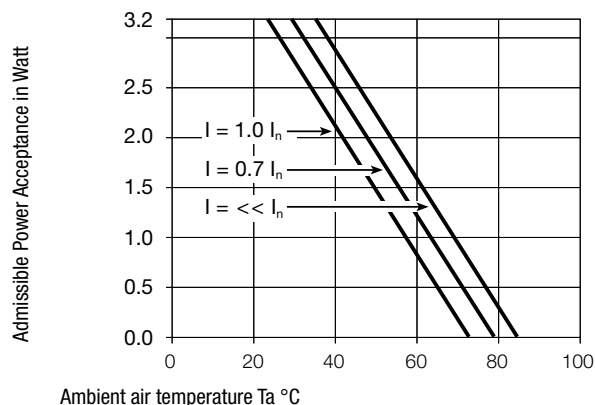
Drilling diagram

**Derating Curves**

5x20 mm



6.3x32 mm



**Variants**

Holder	Cap	Fuse-Link	Terminal	Degree of Protection	Colour Cap	Remark	Comment	Order Number
●	-	5 x 20 or 6.3 x 32mm	Straight	IP 40	-	-	-	0031.3573
●	-	5 x 20 or 6.3 x 32mm	Kicked	IP 40	-	-	-	0031.3577
●	Slot Knob	6.3 x 32mm	Kicked	IP 40	grey	0031.3577 + 0031.1666	-	0031.3581
●	Fingergrip	6.3 x 32mm	Kicked	IP 40	-	0031.3577 + 0031.1667	-	0031.3583
●	Slot Knob	5 x 20mm	Kicked	IP 40	-	0031.3577 + 0031.1663	-	0031.3571
●	Fingergrip	5 x 20mm	Kicked	IP 40	-	0031.3577 + 0031.1741	-	0031.3584

Most Popular.

Availability for all products can be searched real-time: <http://www.schurter.com/en/Stock-Check/Stock-Check-SCHURTER>

**Packaging Unit** Bulk (100 pcs.)

**Required Accessory**

**Description**



Fingergrip FEU, FAU, FAC  
Caps Fingergrip for Holder FEU, FAU, FAC

Caps to FEU, FAU, FAC  
Caps to Holder FEU, FEU (Med), FAU, FAC