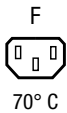




Snap-In Version



Description

- Panel Mount:
Snap-in version from front side
- 1 Function:
- Connector, Pin temperature 70 °C, Protection class I
- Solder terminals or quick connect terminals

Approvals

- VDE Certificate Number: 40017345
- UL File Number: E103791
- CCC File Number: 2012010204546362

Other versions on request

- Other panel thickness
- Types for rivet mounting available upon request
- Types for enhanced glow wire test requirements acc. IEC 60695-2-12 and -13 for the use in unattended household equipment acc. IEC 60335-1
- Variant with notch for V-Lock mating Cordsets

Weblinks

[pdf-datasheet](#), [html-datasheet](#), [General Product Information](#), [Approvals](#), [CE declaration of conformity](#), [RoHS](#), [CHINA-RoHS](#), [Mating Connectors](#), [e-Shop](#), [SCHURTER-Stock-Check](#), [Distributor-Stock-Check](#), [CAD-Drawings](#), [Accessories](#), [Wire Harnessing](#), [Mounting instruction](#), [Detailed request for product](#)

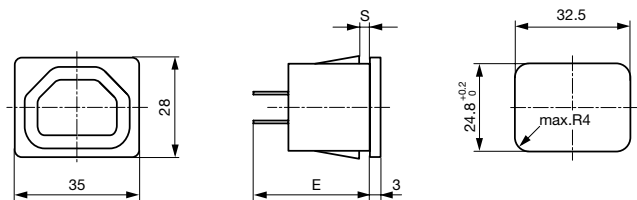
Newly available variants corresponding to V-Lock mating cordset. The connector is equipped with a notch intended for use with the latching cordset. The cord latching system prevents against accidental removal of the cordset.

Technical Data

Ratings IEC	10A / 250VAC; 50Hz	Appliance Outlet	F acc. to IEC 60320,
Ratings UL/CSA	15A / 250VAC; 60Hz		UL 498, CSA C22.2 no. 182.3 (for cold conditions) pin-temperature 70 °C, 10A, Protection Class I
Dielectric Strength	> 2 kVAC between L-N > 2 kVAC between L/N-PE (1 min/50Hz)		
Allowable Operation Temp.	-25 °C to 70 °C		
Degree of Protection	from front side IP 30 acc. to IEC 60529		
Protection Class	Suitable for appliances with protection class I acc. to IEC 61140		
Terminal	Solder terminals or quick connect terminals		
Panel Thickness s	Snap-in: 1/1.2/1.5/2/2.5/3 mm		
Material: Housing	Thermoplastic, black, UL 94V-0		

Dimensions

6600-4



E: Solder terminals: 24.1 mm

E: Quick connect terminals 4.8 x 0.8 mm: 26.5 mm

E: Quick connect terminals 6.3 x 0.8 mm: 27.5 mm

Variants

Panel mounting	Panel Thickness s [mm]	Terminal	Order Number
Snap-in	1	Quick connect terminals 4.8 x 0.8 mm	6600.4210
Snap-in	1	Quick connect terminals 4.8 x 0.8 mm	6600.4210.21
Snap-in	1.2	Quick connect terminals 4.8 x 0.8 mm	6600.4212
Snap-in	1.2	Quick connect terminals 4.8 x 0.8 mm	6600.4212.21
Snap-in	1.5	Quick connect terminals 4.8 x 0.8 mm	6600.4215
Snap-in	1.5	Quick connect terminals 4.8 x 0.8 mm	6600.4215.21
Snap-in	2	Quick connect terminals 4.8 x 0.8 mm	6600.4220
Snap-in	2	Quick connect terminals 4.8 x 0.8 mm	6600.4220.21
Snap-in	2.5	Quick connect terminals 4.8 x 0.8 mm	6600.4225
Snap-in	2.5	Quick connect terminals 4.8 x 0.8 mm	6600.4225.21
Snap-in	3	Quick connect terminals 4.8 x 0.8 mm	6600.4230
Snap-in	3	Quick connect terminals 4.8 x 0.8 mm	6600.4230.21
Snap-in	1	Quick connect terminals 6.3 x 0.8 mm	6600.4310
Snap-in	1	Quick connect terminals 6.3 x 0.8 mm	6600.4310.21
Snap-in	1.2	Quick connect terminals 6.3 x 0.8 mm	6600.4312
Snap-in	1.2	Quick connect terminals 6.3 x 0.8 mm	6600.4312.21
Snap-in	1.5	Quick connect terminals 6.3 x 0.8 mm	6600.4315
Snap-in	1.5	Quick connect terminals 6.3 x 0.8 mm	6600.4315.21
Snap-in	2	Quick connect terminals 6.3 x 0.8 mm	6600.4320
Snap-in	2	Quick connect terminals 6.3 x 0.8 mm	6600.4320.21
Snap-in	2.5	Quick connect terminals 6.3 x 0.8 mm	6600.4325
Snap-in	2.5	Quick connect terminals 6.3 x 0.8 mm	6600.4325.21
Snap-in	3	Quick connect terminals 6.3 x 0.8 mm	6600.4330
Snap-in	3	Quick connect terminals 6.3 x 0.8 mm	6600.4330.21
Snap-in	1	Solder terminals	6600.4110
Snap-in	1	Solder terminals	6600.4110.21
Snap-in	1.2	Solder terminals	6600.4112
Snap-in	1.2	Solder terminals	6600.4112.21
Snap-in	1.5	Solder terminals	6600.4115
Snap-in	1.5	Solder terminals	6600.4115.21
Snap-in	2	Solder terminals	6600.4120
Snap-in	2	Solder terminals	6600.4120.21
Snap-in	2.5	Solder terminals	6600.4125
Snap-in	2.5	Solder terminals	6600.4125.21
Snap-in	3	Solder terminals	6600.4130

Panel mounting	Panel Thickness s [mm]	Terminal	Order Number
Snap-in	3	Solder terminals	6600.4130.21

Most Popular.

Availability for all products can be searched real-time: <http://www.schurter.com/en/Stock-Check/Stock-Check-SCHURTER>


Suffix ".21" corresponds to the version with V-Lock mating cordset. The connector is equipped with a notch intended for use with the latching cordset. The cord latching system prevents against accidental removal of the cordset.

Articles for enhanced glow wire test requirements acc. IEC 60695-2-12 and -13 can be ordered with ending ".15" (xxxx.xxxx.15). They are suitable for the use in unattended household equipment acc. IEC 60335-1.

Packaging unit 50 Pcs

Accessories

Description



Assorted Covers
Rear Cover



Wire Harness
Wire harness for SCHURTER products



Cord retaining kits
Cord retaining strain relief

Mating Inlets/Plugs

Category / Description

[Plug Overview complete](#)



IEC Plug E, Cord Connector (Rewireable), Straight, max. cable Diameter 8.5 mm	4732
IEC Plug E, Cord Connector (Rewireable), Angled, max. Cable Diameter 8.5 mm	4733
IEC Plug E, Cord Connector (Rewireable), Straight, max. Cable Diameter 10 mm	4735
IEC Plug E, Cord Connector (Rewireable), Angled, max. Cable Diameter 10 mm	4736
IEC Plug E, Cord Connector (Rewireable), Straight	9009
Plug further types to 6600-4	...