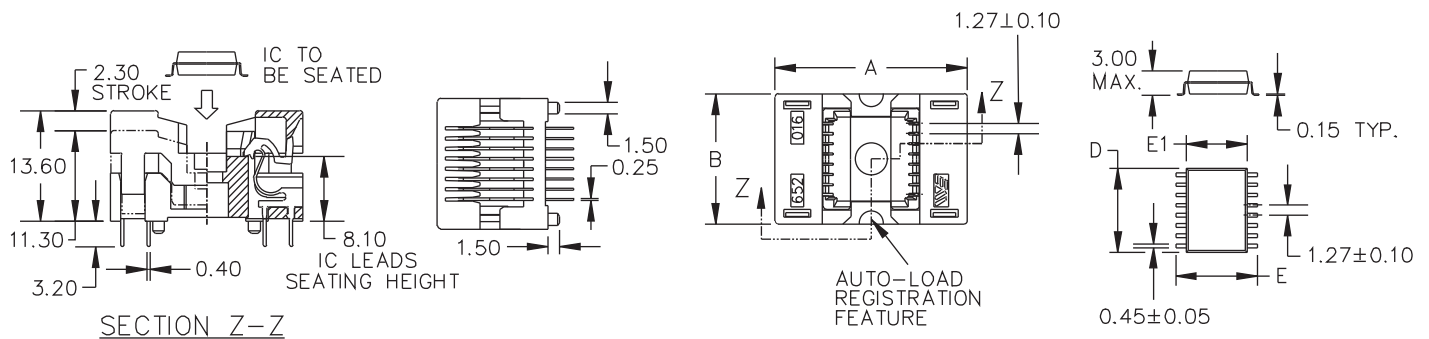





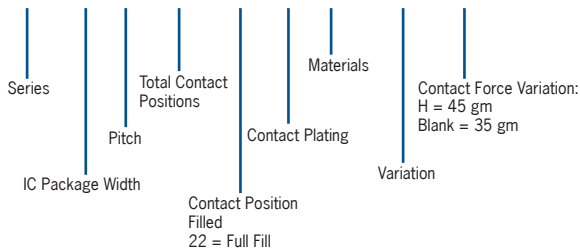
652 SERIES SOP ZIF

- Open top, zero insertion force design for automatic loading
- Compact size for high board density
- Highly reliable, pre-loaded contacts
- Thru hole design
- High force contact version (H) available for Pb-free devices (single beam type)



DESCRIPTION & ORDERING INFORMATION

652 X X XX XX X X - XXX X



MATERIALS & SPECIFICATIONS

- Socket Body: PES, PEI, LCP or Equivalent
- Contact: Beryllium Copper Alloy
- Contact Plating: Gold over Nickel
- Contact Normal Force: 35~45 grams
- Contact Resistance: 50 mΩ
- Dielectric: 600V AC for 1 minute
- Temperature Rating: 150°C
- Insulation Resistance: 5,000 MΩ @ 500V DC
- Durability: 10,000 cycles min.



652 SERIES SOP ZIF

| Lead Count | Pitch e (mm) | Package Dimensions (mm) | | | Part Number | Socket Dimensions (mm) | |
|------------|--------------|-------------------------|---------------------|------------|---------------------|------------------------|-----------|
| | | Width (E1) | Lead Tip to Tip (E) | Length (D) | | Length (A) | Width (B) |
| 8 | 1.27 | 4.40 | 6.40 | 5.4 max | 652B0082211 (H) | 20.75 | 12.37 |
| 8 | 1.27 | 5.00 | 6.80 | 5.4 max | 652B0082211-001 (H) | 20.75 | 12.37 |
| 8 | 1.27 | 3.90 | 6.00 | 5.4 max | 652B0082211-002 (H) | 20.75 | 12.37 |
| 8 | 1.27 | 4.40 | 6.40 | 5.35 max | 652B0082211-003 (H) | 20.75 | 12.37 |
| 8 | 1.27 | 5.23 | 8.00 | 5.23 | * 652C0082211W | 17.20 | 12.80 |
| 8 | 1.27 | 5.30 | 7.90 | 5.30 | * 652C0082211W003 | 17.20 | 12.80 |
| 14 | 1.27 | 4.40 | 6.40 | 10.48 max | 652B0142211 (H) | 20.75 | 16.18 |
| 14 | 1.27 | 5.00 | 6.80 | 10.48 max | 652B0142211-001 (H) | 20.75 | 16.18 |
| 14 | 1.27 | 3.90 | 6.00 | 10.48 max | 652B0142211-002 (H) | 20.75 | 16.18 |
| 16 | 1.27 | 4.40 | 6.40 | 10.48 max | 652B0162211 (H) | 20.75 | 17.45 |
| 16 | 1.27 | 5.00 | 6.80 | 10.48 max | 652B0162211-001 (H) | 20.75 | 17.45 |
| 16 | 1.27 | 3.90 | 6.00 | 10.48 max | 652B0162211-002 (H) | 20.75 | 17.45 |
| 16 | 1.27 | 3.90 | 6.00 | 10.48 max | 652B0162211E002 (H) | 20.75 | 17.45 |
| 16 | 1.27 | 7.60 | 10.20 | 10.5 max | 652-0162211-001 (H) | 24.00 | 16.32 |
| 16 | 1.27 | 7.60 | 10.20 | 10.5 max | 652-0162211E001 (H) | 24.00 | 16.32 |
| 16 | 1.27 | 7.50 | 10.40 | 10.5 max | 652D0162211-202 (H) | 24.30 | 16.32 |
| 16 | 1.27 | 7.50 | 10.30 | 10.45 max | 652D0162211E202 (H) | 24.30 | 16.32 |
| 16 | 1.27 | 7.50 | 10.40 | 11.02 max | * 652D0162212W501 | 24.00 | 16.32 |
| 18 | 1.27 | 7.55 | 10.40 | 12 max | 652D0201811-001 (H) | 24.30 | 18.86 |
| 18 | 1.27 | 8.80 | 11.83 | 12.3 max | 652E0182211 (H) | 25.90 | 18.05 |
| 20 | 1.27 | 7.55 | 10.40 | 13.11 max | 652D0202211 (H) | 24.30 | 18.86 |
| 20 | 1.27 | 7.55 | 10.40 | 13.11 max | 652D0202211-001 (H) | 24.30 | 18.86 |
| 20 | 1.27 | 7.55 | 10.40 | 13.11 max | * 652D0202212W001 | 24.30 | 18.86 |
| 20 | 1.27 | 7.50 | 10.30 | 12.8 max | 652D0202211-002 (H) | 24.30 | 18.86 |
| 20 | 1.27 | 7.50 | 10.30 | 12.8 max | 652D0202211-202 (H) | 24.30 | 18.86 |
| 24 | 1.27 | 7.60 | 10.20 | 15.6 max | 652-0242211 (H) | 24.00 | 21.40 |
| 24 | 1.27 | 7.60 | 10.20 | 15.6 max | 652-0242211E (H) | 24.00 | 21.40 |
| 24 | 1.27 | 7.60 | 10.20 | 15.6 max | 652-0242211-001 (H) | 24.00 | 21.40 |
| 24 | 1.27 | 7.60 | 10.20 | 15.6 max | 652-0242211E001 (H) | 24.00 | 21.40 |
| 24 | 1.27 | 7.55 | 10.47 | 15.65 max | 652D0242211 (H) | 24.30 | 21.40 |
| 24 | 1.27 | 7.55 | 10.31 | 15.65 max | 652D0242211-002 (H) | 24.30 | 21.40 |
| 28 | 1.27 | 7.55 | 10.47 | 18.19 max | 652D0282211 (H) | 24.30 | 23.94 |
| 28 | 1.27 | 7.55 | 10.30 | 18.20 max | 652D0282211-001 (H) | 24.30 | 23.94 |
| 28 | 1.27 | 7.50 | 10.30 | 18.05 max | 652D0282211-002 (H) | 24.30 | 23.94 |
| 28 | 1.27 | 7.50 | 10.30 | 18.05 max | 652D0282211-202 (H) | 24.30 | 23.94 |
| 28 | 1.27 | 7.50 | 10.30 | 18.05 max | 652D0282211E202 (H) | 24.30 | 23.94 |
| 28 | 1.27 | 8.40 | 11.83 | 18.65 max | 652E0282211 (H) | 25.90 | 24.40 |
| 28 | 1.27 | 8.40 | 11.80 | 18.75 max | 652E0282211-001 (H) | 25.90 | 24.40 |
| 28 | 1.27 | 8.40 | 11.83 | 18.65 max | 652E0282211-002 (H) | 25.90 | 24.40 |
| 32 | 1.27 | 7.55 | 10.57 | 20.73 max | 652D0322211 (H) | 24.30 | 26.48 |
| 32 | 1.27 | 7.55 | 10.57 | 20.73 max | 652D0322211-001 (H) | 24.30 | 26.48 |
| 32 | 1.27 | 7.51 | 10.47 | 20.88 max | * 652D0322211W | 18.50 | 26.30 |
| 32 | 1.27 | 11.00 | 14.04 | 20.85 max | 652F0322211 (H) | 28.00 | 26.50 |
| 40 | 1.27 | 10.70 | 14.04 | 26.15 max | 652F0402211 (H) | 28.00 | 31.58 |
| 40 | 1.27 | 10.70 | 14.04 | 26.15 max | 652F0402211-001 (H) | 28.00 | 31.58 |
| 44 | 1.27 | 12.60 | 16.04 | 28.5 max | 652G0442211 (H) | 30.00 | 34.30 |
| 44 | 1.27 | 12.60 | 16.04 | 28.5 max | 652G0442211-001 (H) | 30.00 | 34.30 |
| 44 | 1.27 | 12.60 | 16.04 | 28.5 max | 652G0442211-002 (H) | 30.00 | 34.30 |

* Dual contact points (Compatible with Pb free packages)
(H) = Compatible with Pb free packages