THIS COPY IS PROVIDED ON A RESTRICTED BASIS AND IS NOT TO BE USED IN ANY WAY DETRIMENTAL TO THE INTERESTS OF PANDUIT CORP.

PART NUMBER	PANEL THICKNESS	MAX. BUNDLE DIAMETER	DIMENSIONS - IN (mm)				WEIGHT
			A	B	C	D REF	g/100 PIECES
CMEA12-2S	.028-.118 (.7mm-3mm)	1.88 (47.8mm)	.62 (15.7mm)	.55 (14.0mm)	.37 (9.4mm)	7.4 (188mm)	282
CMEB12-2S							
CMSA12-2S			.48 (12.2mm)	.55 (14.0mm)	.47 (11.9mm)		272
CMSB12-2S							
CMEA12-B2S		2.00 (51mm)	.62 (15.7mm)	.55 (14.0mm)	.37 (9.4mm)	8.0 (203mm)	263
CMEB12-B2S							
CMSA12-B2S			.48 (12.2mm)	.55 (14.0mm)	.47 (11.9mm)		253
CMSB12-B2S							
CMEA24-2S	.118-.236 (3mm-6mm)	1.88 (47.8mm)	.67 (17.0mm)	.58 (14.7mm)	.54 (13.7mm)	7.4 (188mm)	331
CMEB24-2S							
CMSA24-2S			.52 (13.2mm)	.58 (14.7mm)	.63 (16.0)		321
CMSB24-2S							
CMEA24-B2S		2.00 (51mm)	.67 (17.0mm)	.58 (14.7mm)	.54 (13.7mm)	8.0 (203mm)	312
CMEB24-B2S							
CMSA24-B2S			.52 (13.2mm)	.58 (14.7mm)	.63 (16.0)		302
CMSB24-B2S							

NOTES:

1. MATERIAL:
   a. CABLE TIE: HEAT STABILIZED WEATHER RESISTANT NYLON 6.6 (-300)
   b. EDGE CLIP (-300)
      i. MOLDED BODY: HEAT STABILIZED WEATHER RESISTANT NYLON 6.6
      ii. METAL CLIP: STEEL, ZINC PLATED.
2. PRE-ASSEMBLED CABLE TIE IS PLT2S OR BT2S (SEE TABLE FOR PART NUMBER ASSIGNMENT).
   a. "2S" = PLT2S CABLE TIE; INSIDE SERRATED TIE; 50 LBS (222N) MIN. LOOP TENSILE STRENGTH.
   b. "B2S" = BT2S CABLE TIE; BARB TIE, NO SERRATIONS; 50 LBS (222N)
   c. FOR ORIENTATION, SEE IMAGES BELOW.
3. NO INSTALLATION TOOL IS NEEDED TO AFFIX THE EDGE CLIP TO PANEL EDGE; USE PANDUIT GTS-E OR EQUIVALENT TOOL FOR TENSION AND CUT OF THE CABLE TIE.
4. REFER TO WWW.PANDUIT.COM FOR AVAILABLE SUFFIX.

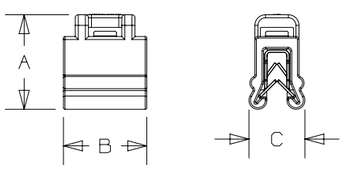

CME12

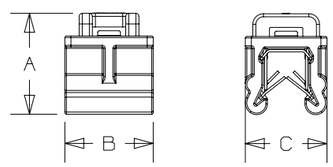

CME24

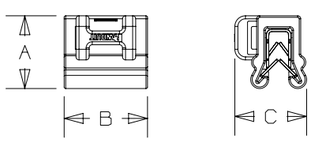

CMS12

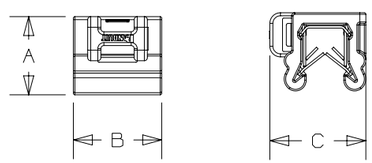

CMS24

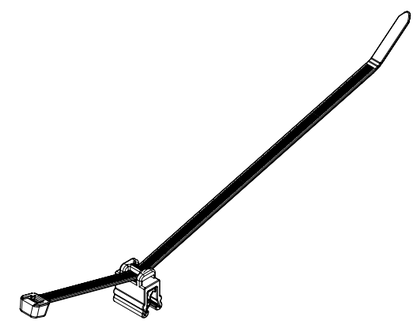
CMEA ORIENTATION

CMEB ORIENTATION

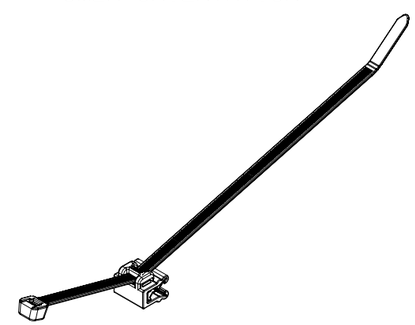
CMSA ORIENTATION


CMSB ORIENTATION

SCALE: 1/2X

REV	DATE	BY	CHK	APR	DESCRIPTION	ECN
00	7/13/20	JHNU	MDS	RMHI	DRAWING RELEASED	

TITLE
EDGE CLIP WITH CABLE TIE ASSEMBLY
(SEE PART NUMBERS IN TABLE)
CUSTOMER DRAWING

ITEM REVISION NAME: 01688NCD/00
DATASET FILE NAME: 01688NCD-DC/00

UNLESS OTHERWISE SPECIFIED, DIMENSIONAL TOLERANCES ARE: IN [mm]
.X ± .1 [2.54] .XXX ± .005 [.127]
.XX ± .01 [.25] ANGLES ± 5 °
THIRD ANGLE PROJECTION

MATERIAL: SEE NOTES

DRAWING NUMBER: 01688NCD-DC

DRAWN BY	DATE	CHK	SCALE	SHT 1 OF 1	SIZE
JHNU	7/13/20	MDS	FULL, 1/2		B

D10100DB/17