

Superior adhesive performance transparent acrylic Double-coated adhesive tape


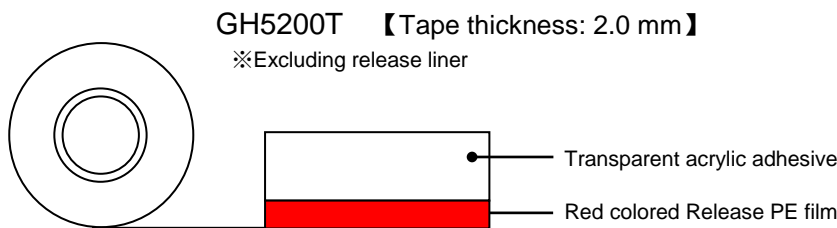
HYPERJOINT®

GH5200T

Outline

HYPERJOINT® GH5200T is transparent double-coated adhesive tapes that have superior adhesion, heat resistance and durability using by flexible acrylic adhesive.

Structure



Features

- Transparent.
- Superior adhesion, heat resistance and water resistance.
- Stable adhesion with following substrate move using by flexible acrylic adhesive.
- 6 restricted substances by RoHS are not contained.

Applications

- Fixing on nameplates, sign board and construction materials.
- Fixing on metal and plastic nameplates.

Standard Size

Item	Thickness [mm]	Width [mm]	Standard length [M]
GH5200T	2.0	10~500	20

For more information, please contact us.

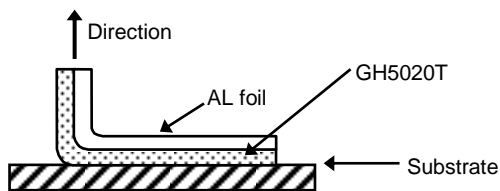
GH5200T 10-P-0448_E (1/4)

Notes: This data represents examples of measured values, and not guaranteed values. They do not guarantee compatibility with the applications described in these documents. Please confirm compatibility with your application prior to use. We retain all rights, including copyrights, for the contents of these documents. Copying, reprinting and use for purposes other than originally intended are strictly prohibited without our prior expressed permission. Contact details are provided at the end of this document. Please do not hesitate to contact us for any inquiry.

Properties

● 90°peeling adhesion —for various substrates—

Substrate	GH5200T
SUS plate	85
Acrylic plate	48
ABS plate	48
Polycarbonate plate	46



(Unit: N/25mm)

Backing: Aluminum foil (0.13mm thickness)

Application time: 23°C/50%RH×30 min

Peeling speed: 300mm/min

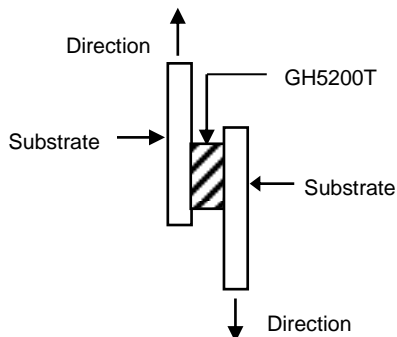
Peeling angle: 90°

Application condition: 1 pass back and forth with 5kg roller at 23°C/50%RH

Measurement condition: 23°C/50%RH

● Shear strength —for various substrate—

Substrate	GH5200T
SUS	37
Acrylic plate	54
ABS plate	34
Polycarbonate plate	47



(Unit: N/cm²)

Shearing speed: 50mm/min

Sample size: 20mm×20mm

Press condition: 1 pass back and forth with 5kg roller at 23°C/50%RH

Application time: 23°C/50%RH×30 min

Measurement condition: 23°C/50%RH

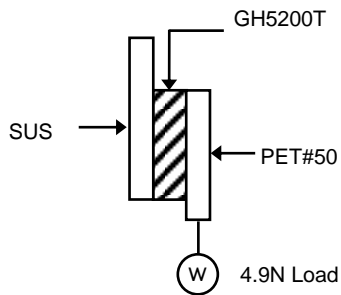
GH5200T 10-P-0448_E (2/4)

Notes: This data represents examples of measured values, and not guaranteed values. They do not guarantee compatibility with the applications described in these documents. Please confirm compatibility with your application prior to use. We retain all rights, including copyrights, for the contents of these documents. Copying, reprinting and use for purposes other than originally intended are strictly prohibited without our prior expressed permission. Contact details are provided at the end of this document. Please do not hesitate to contact us for any inquiry.

Properties

● Holding power

Temperature	GH5200T
23°C	0.4
40°C	0.6
60°C	0.9



(Unit: mm)

Substrate: SUS

Press condition: 23°C/50%RH

Application condition: measurement temperature×30 min

Measurement temperature: 23、40、60°C

Tape area: 20mm×10mm

Loading : 4.9N(500g)

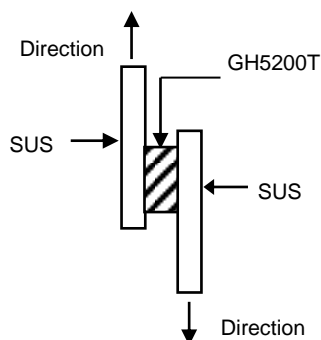
Measurement time: 2 hour

● Durability — Shear strength —

Preserved condition	GH5200T
Initial (23°C×30 min)	37
60°C×30 days	59
50°C/90%×30 days	26
Thermal cycle resistance [※]	29

※Condition of thermal cycle

[-20°C×6 hrs ⇒ 1hr ⇒ 60°C×95%RH×6 hrs ⇒ 1hr] × 40 cycles



(Unit: N/cm²)

Substrate: SUS

Shearing speed: 50mm/min

Tape area: 20mm×20mm

Press condition: 1 pass back and forth with 5kg roller at 23°C/50%

Pre-measurement condition: put sample during 24hour at 23°C/50% after preserved condition.

Measurement condition: under 23°C/50%

GH5200T 10-P-0448_E (3/4)

Notes: This data represents examples of measured values, and not guaranteed values. They do not guarantee compatibility with the applications described in these documents. Please confirm compatibility with your application prior to use. We retain all rights, including copyrights, for the contents of these documents. Copying, reprinting and use for purposes other than originally intended are strictly prohibited without our prior expressed permission. Contact details are provided at the end of this document. Please do not hesitate to contact us for any inquiry.


Precautions when using

- Remove all oil, moisture and dirt from the surface of the substrate before applying.
- The tape employs pressure-sensitive adhesive, be sure to apply proper pressure when applying.
- Failure to do so could affect properties and appearance.
- The tape may not adhere well to significantly uneven or distorted surface. Level off the surface as much as possible before applying.
- It takes some time before the tape exhibits its full adhesive strength. Allow the tape to set for several hours before placing in a position or using in a manner that places stress on the tape.

Precautions when storing

- Please be sure to keep the tape in its box when not using.
- Please keep it in a cool dark place and not exposed to direct sunlight.

Safety precautions

 Warning
<ul style="list-style-type: none">● Make sure the product is suitable for the application (objective and conditions) before attempting to use. The tape may come off depending on the substrate to or conditions under which it is applied● Use in combination with another method of joining if there is possibility of an accident.

Published in Aug 25, 2022

GH5200T 10-P-0448_E (4/4)

Notes: This data represents examples of measured values, and not guaranteed values. They do not guarantee compatibility with the applications described in these documents. Please confirm compatibility with your application prior to use. We retain all rights, including copyrights, for the contents of these documents. Copying, reprinting and use for purposes other than originally intended are strictly prohibited without our prior expressed permission. Contact details are provided at the end of this document. Please do not hesitate to contact us for any inquiry.