

# Product Data Sheet

DIN 41612 Female straight, type F,  
Part No. 110-40004

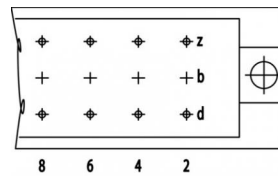
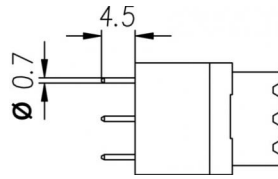



Illustration similar



Parallel



Perpendicular



Through Hole



Power



Rugged

- Termination length 4.5 mm
- Termination  $\varnothing$  0.7 mm
- 32 contacts
- solder
- performance level 2



» to product on [www.ept.de](http://www.ept.de)



» to product group DIN 41612

# Product Data Sheet

DIN 41612 Female straight, type F,  
Part No. 110-40004



## Technical Specifications

### Basics

Specification	IEC 60603-2 (DIN 41612)
Performance Level	2
No. of Contacts	32
Termination Technology	solder
Termination Length	4.5 mm
Board-to-Board Distance	34.1 mm
Operating Temperature Range	-55°C to +125°C

### Material

Insulator Material	PBT glass filled UL 94 V-0
Contact Material	Copper alloy

### Mechanical

Pitch	5.08 x 3.81 mm
Mating Force	< 50 N
Separating Force per Pin	>0.2 N
Durability	400 mating cycles

### Electrical

Operational Current	5.6 A
Contact Resistance	<15 mΩ
Clearance and Creepage	cr: ≥ 3.0 mm, cl: ≥ 1.6 mm
Insulation Resistance	> 10 <sup>6</sup> MΩ
Test Voltage	1550 V

### Processing

Soldering Temperature	to 260°C
-----------------------	----------

### Approval / Compliance

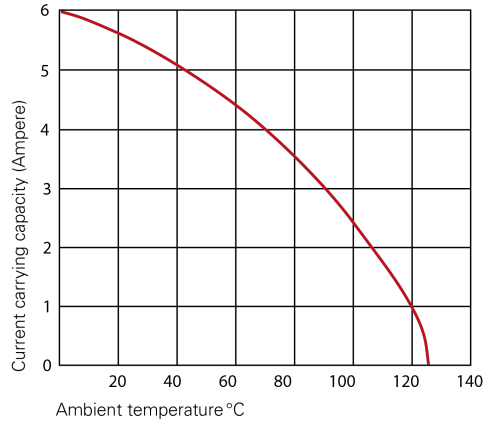
UL file	E130314
Environment	RoHS compliant

# Product Data Sheet

DIN 41612 Female straight, type F,  
Part No. 110-40004



## Derating Diagram



### Type D, E, F, G

20 °C	5.6 A
70 °C	4.0 A
100 °C	2.5 A

# Product Data Sheet


DIN 41612 Female straight, type F,  
Part No. 110-40004



## Options

### Board Lock

Suitable for connectors with type B, C, D, E, F low profile, G low profile, M female connectors and R male connectors



	Forces			Part Number	PCB Thickness
Type of Insertion	$F_m$	not soldered $F_h$	soldered $F_h$	110-40004C1	1.6 mm
Locked	< 20 N	> 10 N	> 25 N	110-40004C2	2.4 mm
Under Tension	< 20 N	> 5 N	> 25 N	110-40004C3	3.6 mm

## Modifications

Available on request

- Without flange
- Special contact length
- Performance levels I + III or customer-specific
- Contact arrangement

## Accessories

» DIN 41612 Coding type D, E, F and G  
Part Number 106-10001

## Drawings

Component data in 2D and 3D format you can download here:

# Product Data Sheet

## Drawings

Component data in 2D and 3D format you can download here:

[» PDF](#)