Series 1021/G

- Test probe for cable harness testing
- Test probe geometry for position test
- All designs available with collar height 5.0 mm
- Screwable - threaded design
- Screwing tools available

Mechanical Data	
Center	2.54 mm / 100 mil
Full Travel	5.30 mm
Working Travel	4.00 mm
Pre-Loaded Spring Force	0.30/ 0.40/ 0.50/ 0.70/ 1.00/ 1.00 N
Spring Force at Working Travel	0.70/ 1.00/ 1.50/ 2.25/ 3.00/ 5.00 N

Electrical Data	
Max. Current Rating	5.0...8.0 A
Typical Continuity Resistance	≤ 25 mOhm

Materials	
Barrel	Brass, gold plated
Spring	Spring Steel, gold plated
Plunger	Steel, gold plated
Receptacle	Brass, gold plated

Recommended Diameter of Drill	
HP 2361.1 (Trolitax)	2.00 mm
HGW 2372 (Glass filled Material)	2.03 mm

1021/G

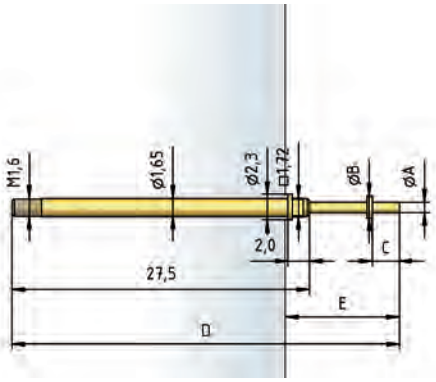

Receptacles see page 88

How to Order

1021/	G	-	D1013	-	1.5 N	-	Au	-	0.65x	2.5/	1.8
1	2		3		4		5		6	7	8

1. Series 2. Threaded Design 3. Tip Style 4. Spring Force 5. Tip Plating 6. Tip Diameter 7. Tip Length 8. Plate Diameter

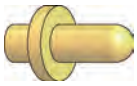

Dxxxx

Au

Tip Styles	Tip Diameter mm A	Plate Diameter mm B	Tip Length mm C	Overall Length mm D	Extension Height mm E
D0615	0.65	1.80	1.50	34.80	9.50
D0620	0.65	1.80	2.00	35.30	10.00
D0630	0.65	1.80	3.00	36.30	11.00
D0635	0.65	1.80	3.50	36.80	11.50
D0640	0.65	1.80	4.00	37.30	12.00
D0645	0.65	1.80	4.50	37.80	12.50
D0650	0.65	1.80	5.00	38.30	13.00
D0815	0.80	1.80	1.50	34.80	9.50
D0820	0.80	1.80	2.00	35.30	10.00
D0825	0.80	1.80	2.50	35.80	10.50
D0830	0.80	1.80	3.00	36.30	11.00
D0835	0.80	1.80	3.50	36.80	11.50
D0840	0.80	1.80	4.00	37.30	12.00
D0845	0.80	1.80	4.50	37.80	12.50
D0850	0.80	1.80	5.00	38.30	13.00
D1005	0.80	2.50	2.80	36.10	10.80
D1006	0.80	3.50	3.20	36.50	11.20
D1007	1.00	2.50	2.60	35.90	10.60
D1010	0.80	2.50	4.60	37.90	12.60
D1011	0.80	1.95	2.80	36.10	10.80
D1012	0.65	3.00	3.40	36.70	11.40
D1013	0.65	1.80	2.50	35.80	10.50
D1014	0.80	2.50	4.00	37.30	12.00
D1015	0.80	2.30	3.20	36.50	11.20
D1018	0.65	1.50	5.00	38.30	13.00
D1019	1.00	1.80	2.00	35.30	10.00
D1020	0.65	1.80	3.60	36.90	11.60
D1024	0.65	1.50	4.30	37.60	12.30
D7017	0.65	1.50	2.70	36.00	10.70

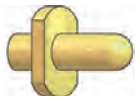

Dx9xx

Au

Tip Styles	Tip Diameter mm A	Plate Diameter mm B	Tip Length mm C	Overall Length mm D	Extension Height mm E
D1906	0.80	3.50	3.20	36.50	11.20
D1907	1.00	2.50	2.60	35.90	10.60
D1910	0.80	2.50	4.60	37.90	12.60
D1914	0.80	2.50	4.00	37.30	12.00
D1915	0.80	2.30	3.20	36.50	11.20

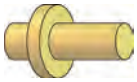

Fxxxx

Au

Tip Styles	Tip Diameter mm A	Plate Diameter mm B	Tip Length mm C	Overall Length mm D	Extension Height mm E
F0015	1.00	1.80	1.50	34.80	9.50
F0020	1.00	1.80	2.00	35.30	10.00
F0025	1.00	1.80	2.50	35.80	10.50
F0030	1.00	1.80	3.00	36.30	11.00
F0035	1.00	1.80	3.50	36.80	11.50
F0040	1.00	1.80	4.00	37.30	12.00
F0045	1.00	1.80	4.50	37.80	12.50
F0050	1.00	1.80	5.00	38.30	13.00
F1001	1.30	2.50	3.00	36.30	11.00
F1008	1.00	2.30	3.30	36.60	11.30
F1009	1.00	2.50	3.50	36.80	11.50
F1016	1.50	3.00	2.50	35.80	10.50
F1021	0.70	1.80	2.00	35.30	10.00
F1033	0.70	1.80	1.50	34.80	9.50

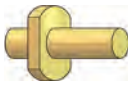

Fx9xx

Au

Tip Styles	Tip Diameter mm A	Plate Diameter mm B	Tip Length mm C	Overall Length mm D	Extension Height mm E
F1901	1.30	2.50	3.00	36.30	11.00
F1908	1.00	2.30	3.30	36.60	11.30
F1916	1.50	3.00	2.50	35.80	10.50