

Series 3010/2G • 3010/10G

- Test Probe with switching function for cable harness test and presence verification
- Plug-in and threaded type available
- Switching travel 4.0 mm
- High soldering temperature up to 300°C

Mechanical Data

Center	4.00 mm/160 mil
Temperature Range	-30 °C - +120 °C
Full Travel	5.00 mm
Working Travel	4.00 mm
Switching Travel	4.00 mm
Pre-loaded Spring Force	0.12/ 0.30/ 1.80/ 1.70/ 2.70/ 5.00 N
Spring Force at Working Travel	0.25/ 1.30/ 6.00/ 8.00/ 9.00/ 12.00 N
Spring Force at Switching Travel	0.25/ 1.30/ 6.00/ 8.00/ 9.00/ 12.00 N

Electrical Data

Receptacle-Plunger

Max. Current Rating	5.0 A
Typical Continuity Resistance	<= 15 mOhm

Pin-Plunger

Max. Current Rating	1.0 A
Typical Continuity Resistance	<= 50 mOhm
Typical Insulating Voltage	1000 V

Materials

Barrel	Brass, gold plated
Spring	Spring Steel, gold plated
Plunger	Steel
Receptacle	Brass, gold plated

Recommended Diameter of Drill

HP 2361.1 (Trolitax)	3.28 mm
HGW 2372	3.29 mm

Available Screw Tools

Article Designation	max. Tip Diameter
WFS 1060/G-4.0-3.0	3.0
WFS 1060/G-5.0-4.0-Z	4.0
WFS 1060/G-6.0-5.0-Z	5.0



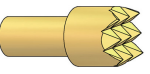

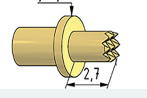
How to Order

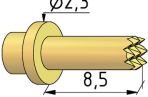

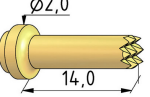
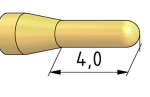

3010/ 2 G - A - 2.3 N - Au - 2.3 /1.0x 4.0 /SH4.0



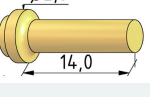
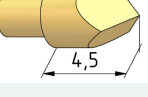
1 2 3 4 5 6 7 8 9 10

1. Series
2. Collar Height
3. Threaded Design
4. Tip Style
5. Spring Force
6. Tip Plating
7. Tip Diameter
8. Connector Pin Diameter
9. Connector Pin Length
10. Switching Travel

Tip style - Diameter - Plating

				
A	C	C	CL	C1
2.30 Au	1.80 Au	2.30 Au 3.00 Au 4.00 Au	2.30 Au	1.00 Au

				
CL1	CL2	CL3	D6	F
1.00 Au	1.80 Au	1.00 Au	1.00 Au	1.80 Au

			
F	F1	FL3	H2
2.00 Au 2.30 Au	2.30 HTK 3.00 HTK 4.00 HTK 5.00 HTK	1.00 Au	2.60 Au

Connector PinX/mm	Connector Pin Length Y/mm
0.5	6.0
1.0	2.5
1.0	4.0

