

Series 2024

- Metric design
- Contacting of assembled PCBs
- Large selection of head styles
- Variable installation heights from various collar dimensions

Mechanical Data

Center	2.54 mm/100 mil
Temperature Range	-30 °C - +120 °C
Full Travel	10.00 mm
Working Travel	8.00 mm
Pre-loaded Spring Force	0.40/ 0.50/ 1.00 N
Spring Force at Working Travel	1.50/ 2.50/ 3.00 N

Electrical Data

Max. Current Rating	3.0 A
Typical Continuity Resistance	<= 30 mOhm

Materials

Barrel	Bronze/Brass, gold plated
Spring	Spring Steel, gold plated
Plunger	Steel
Receptacle	Bronze, gold plated


Recommended Diameter of Drill

HP 2361.1 (Trolitax)	1.99 mm
HGW 2372	2.00 mm


Tip style - Diameter - Plating



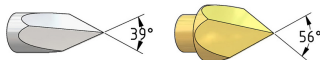
A	B	BST	C	D
1.80 Au 2.00 Au	1.00 Ni	0.80 Au	1.30 Rh 2.00 Ni	1.00 Ni



D	F	G	G	H
1.30 Ni	2.00 Au	1.00 Ni	1.30 Ni 2.00 Ni	1.30 Rh



K	M	M1	Q	Q8
2.00 Ni	1.50 Au	2.00 Rh	1.30 Ni	1.80 Au



V	V
1.00 Ni	1.30 Au

How to Order

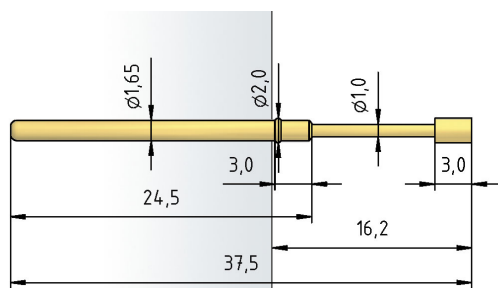
2024/ - G - 1.5 N - Ni - 1.3

1 2 3 4 5

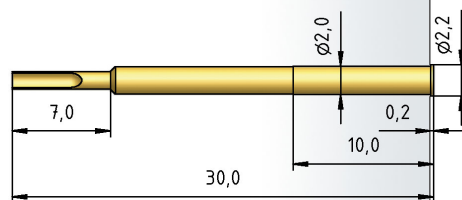
1. Series 2. Collar Style 3. Spring Force
4. Tip Plating 5. Tip Diameter

Series 2024

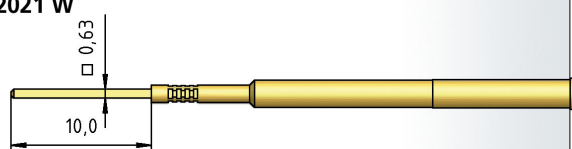
2024




H 2021 L



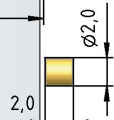
H 2021 W



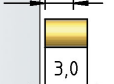
H 3020/S-26



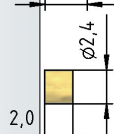
ZRG 1021/2



ZRG 1021/3



ZRH 1021/2



ZRH 1021/3



ZRH 1021/5

