

Series 1030

- Stable design
- Height-adjustable installation by using receptacle with press ring
- Contacting of assembled PCBs
- Universal applications

Mechanical Data

Center	3.18 mm/125 mil
Temperature Range	-30 °C - +120 °C
Full Travel	6.30 mm
Working Travel	5.00 mm
Pre-loaded Spring Force	0.40/ 0.60/ 0.70 N
Spring Force at Working Travel	1.50/ 2.25/ 3.00 N

Electrical Data

Max. Current Rating	5.0 A
Typical Continuity Resistance	<= 20 mOhm

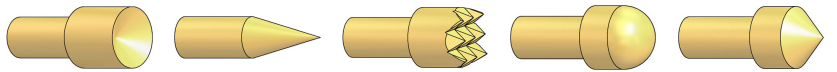
Materials

Barrel	Bronze, gold plated
Spring	Spring Steel, gold plated
Plunger	Steel
Receptacle	Bronze, gold plated


Recommended Diameter of Drill

HP 2361.1 (Trolitax)	2.32 mm
with pressed-in Ring	2.54 mm
HGW 2372	2.34 mm
with pressed-in Ring	2.56 mm

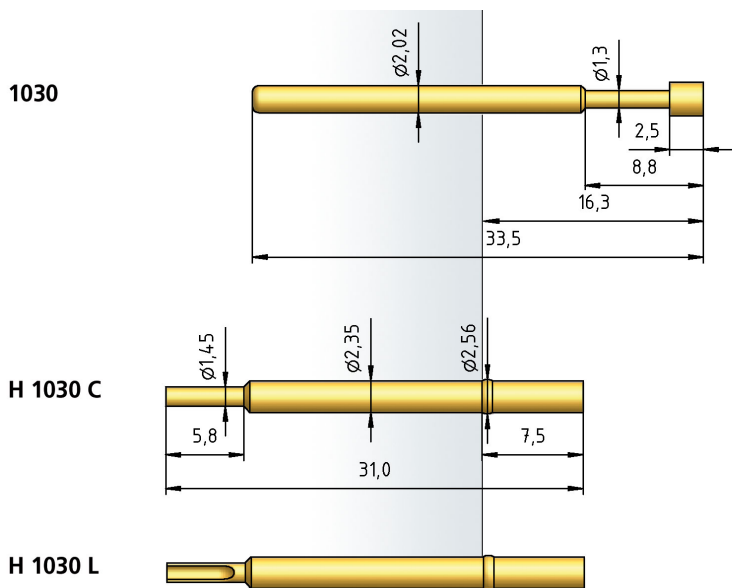
Tip style - Diameter - Plating



A	B	C	D	E
1.30 Rh 2.50 Au	1.30 Au	2.50 Au/Ni	1.30 Au 1.60 Au/Ni 2.50 Au	2.50 Au



F	G	H
2.50 Au/Ni 4.00 Au	2.50 Rh	2.50 Au



How to Order

1030 - A - 1.5 N - Au - 2.5

1 2 3 4 5

1. Series 2. Tip Style 3. Spring Force
4. Tip Plating 5. Tip Diameter