

Series 2028 • 2028/5

- Metric design
- Contacting of assembled PCBs
- Large selection of head styles

Mechanical Data

Center	2.54 mm/100 mil
Temperature Range	-30 °C - +120 °C
Full Travel	5.30 mm
Working Travel	4.00 mm
Pre-loaded Spring Force	0.30/ 0.40/ 0.50/ 0.70/ 1.00/ 1.00 N
Spring Force at Working Travel	0.70/ 1.00/ 1.50/ 2.25/ 3.00/ 5.00 N
2028/5 - 1.00 N not available	

Electrical Data

Max. Current Rating	3.0 A
Typical Continuity Resistance	<= 25 mOhm

Materials

Barrel	Bronze/Brass, gold plated
Spring	Spring Steel, Stainless Steel, gold plated
Plunger	Steel, Plastic
Receptacle	Bronze, gold plated

Recommended Diameter of Drill

HP 2361.1 (Trolitax)	1.99 mm
HGW 2372	2.00 mm

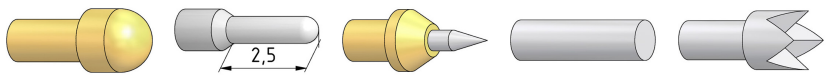
High-Temperature Applications

Temperature Range	-40 °C - +250 °C
Pre-Loaded Spring Force	0.50/ 0.50/ 0.80 N
Spring Force at Working Travel (Order Index E)	1.50/ 2.25/ 3.00 N

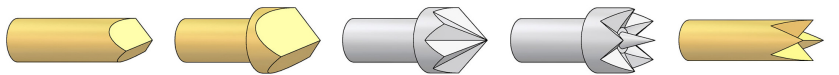
Tip style - Diameter - Plating



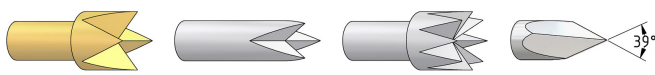
A	B	BST	C	CSM
1.50 Au 1.80 Ni	1.30 Rh	0.80 Au/Ni	1.40 Au 1.80 Rh 2.50 Rh 3.50 Rh	1.00/2.00 Au/HTK



D	D1	EB	F	G
1.40 Au 2.00 Au	0.65 Ni 0.80 Ni	1.80 Au	1.30 Ni	1.30 Ni 1.50 Rh



H	H	K	M6	Q
1.30 Au	1.40 Au 1.80 Au	1.30 Au 1.75 Ni	2.00 Rh	1.30 Au



Q	Q5	Q8	V
1.80 Au 2.00 Au	1.30 Ni	2.30 Ni	1.30 Ni

How to Order

2028 /5 - A - 1.5 N E - Au - 1.5

1 2 3 4 5 6 7

1. Series 2. Collar Height 3. Tip Style
4. Spring Force 5. High Temperature 6. Tip Plating
7. Tip Diameter

Series 2028 • 2028/5

