

Series 3011/2GS

- Test Probe with switching function for cable harness test and presence verification
- Threaded type
- Easy-replacement system (replacement without soldering)
- Switching travel 1.7 mm (4.0 mm on request)
- High soldering temperature up to 300°C

Mechanical Data

Center	4.00 mm/160 mil
Temperature Range	-30 °C - +120 °C
Full Travel	5.00 mm
Working Travel	4.00 mm
Switching Travel	1.70 mm
Pre-loaded Spring Force	0.12/ 0.25/ 0.30/ 0.40/ 0.60/ 1.80/ 1.40/ 1.70/ 2.00/ 2.70/ 2.00/ 5.00/ 4.00 N
Spring Force at Working Travel	0.75/ 1.25/ 1.80/ 2.30/ 3.50/ 6.50/ 7.00/ 8.50/ 9.00/ 9.50/ 10.00/ 12.50/ 13.00 N
Spring Force at Switching Travel	0.20/ 0.45/ 0.75/ 1.00/ 1.60/ 3.60/ 3.60/ 4.40/ 4.80/ 5.40/ 5.20/ 8.00/ 7.60 N

Electrical Data

Receptacle-Plunger	
Max. Current Rating	5.0 A
Typical Continuity Resistance	<= 15 mOhm
Pin-Plunger	
Max. Current Rating	1.0 A
Typical Continuity Resistance	<= 50 mOhm
Typical Insulating Voltage	1000 V

Materials

Barrel	Brass, gold plated
Spring	Spring Steel, gold plated
Plunger	Steel, gold plated, gold plated with Insulator
Receptacle	Brass, gold plated

Recommended Diameter of Drill

H 3011/GWR5 (/R /RK)	
HP 2361.1 (Trolitax)	3.02 mm
HGW 2372	3.04 mm
H 3011/K (/5K)	
HP 2361.1 (Trolitax)	3.01 mm
HGW 2372	3.02 mm



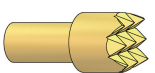
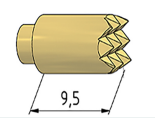
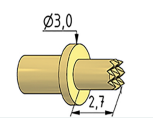
Available Screw Tools

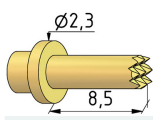

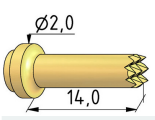
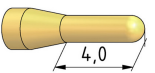

Article Designation	max. Tip Diameter
WFS 1060/G-4.0-3.0	3.0




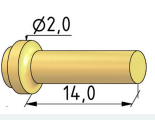
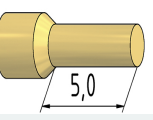
How to Order

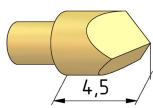
3011/ 2 G S - C - 1.8 N - Au - 2.3
1 2 3 4 5 6 7 8
1. Series 2. Collar Height 3. Threaded Design
4. Plug-in Connector 5. Tip Style 6. Spring Force
7. Tip Plating 8. Tip Diameter

Tip style - Diameter - Plating

				
A	C	C	CL	C1
2.30 Au	1.80 Au	2.30 Au 3.00 Au 4.00 Au	2.30 Au	1.00 Au

				
CL1	CL2	CL3	D6	F
1.00 Au	1.80 Au	1.00 Au	1.00 Au	1.80 Au

				
F	F1	F1L	FL3	F7
2.00 Au 2.30 Au	2.30 HTK 3.00 HTK 4.00 HTK 5.00 HTK	2.30 HTK 3.00 HTK	1.00 Au	1.00 Au


H2
2.60 Au

Series 3011/2GS

