

Series 1075 • 1075/G

- For use in burn-in and run-in test
- Transmission of high currents
- Low contact resistance

Mechanical Data	
Center	5.00 mm/197 mil
Temperature Range	-40 °C - +250 °C
Full Travel	5.50 (CLX 10.00 / CL1X 8.5) mm
Working Travel	4.40 (CLX 8.00 / CL1X 7.4) mm
Spring Force at Working Travel	see High-Temperature Applications

Electrical Data	
Max. Current Rating	50.0 A
Typical Continuity Resistance	<= 5 mOhm

Materials	
Barrel	Brass, gold plated
Spring	Stainless Steel, silver plated
Plunger	CuBe, gold plated/Silver Cap
Receptacle	Brass, gold plated

Recommended Diameter of Drill	
HP 2361.1 (Trolitax)	3.98...3.99 mm
HGW 2372	3.99...4.00 mm


High-Temperature Applications	
Temperature Range	-40 °C - +250 °C
Pre-Loaded Spring Force	1.50/ 1.50/ 2.50 N
Spring Force at Working Travel (Order Index E)	3.00/ 5.00/ 10.00 N

Available Screw Tools	
Article Designation	max. Tip Diameter
WFS 1070/G-5.0-4.0	4.0

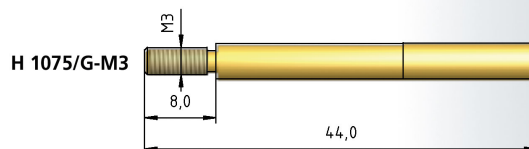
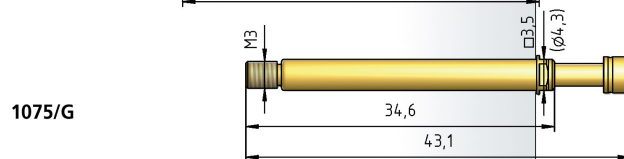
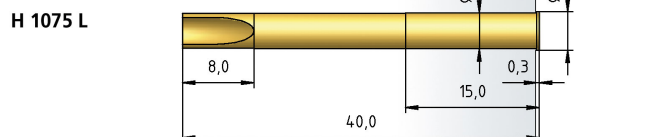
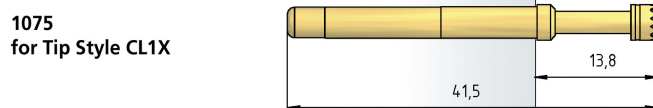
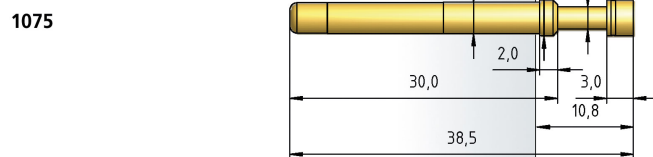
Tip style - Diameter - Plating



AX	A6X	CLX	CL1X	CX
4.00C Au	3.00C Au	4.00C Au	3.00C Au 4.00C Au 5.00C Au	3.00C Au 4.00C Au



DNX	FX	KX
4.00C Ag	4.00C Au	3.00C Au



How to Order

1075/ G - FX - 3.0 N E - Au - 4.0 C
 1 2 3 4 5 6 7 8

1. Series 2. Threaded Design 3. Tip Style
 4. Spring Force 5. High Temperature 6. Tip Plating
 7. Tip Diameter 8. Tip Material (only for CuBe)