

Series 1010/G

- Test probe for cable harness testing
- Screwable - threaded design - against the creeping out of the Test Probe out of the receptacle
- Short, compact size

Mechanical Data

Center	1.91 mm/75 mil
Temperature Range	-30 °C - +120 °C
Full Travel	3.00 mm
Working Travel	2.40 mm
Pre-loaded Spring Force	0.30/ 0.50 N
Spring Force at Working Travel	1.50/ 2.25 N

Electrical Data

Max. Current Rating	3.0...4.0 A
Typical Continuity Resistance	<= 20 mOhm

Materials

Barrel	Brass, gold plated
Spring	Spring Steel, Stainless Steel, gold plated
Plunger	Steel, CuBe, gold plated
Receptacle	Brass, gold plated

Recommended Diameter of Drill

HP 2361.1 (Trolitax)	1.25 mm
HGW 2372	1.26 mm

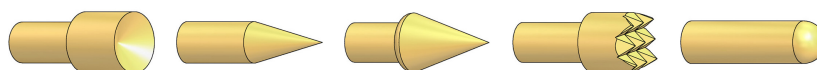
High-Temperature Applications

Temperature Range	-40 °C - +250 °C
Pre-Loaded Spring Force	0.20 N
Spring Force at Working Travel (Order Index E)	0.80 N

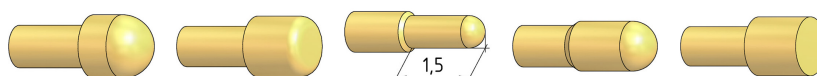
Available Screw Tools

Article Designation	max. Tip Diameter
WFS 1010/G-1.5-1.0	1.0
WFS 1010/G-2.3-1.5-Z	1.5

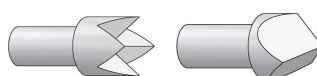
Tip style - Diameter - Plating



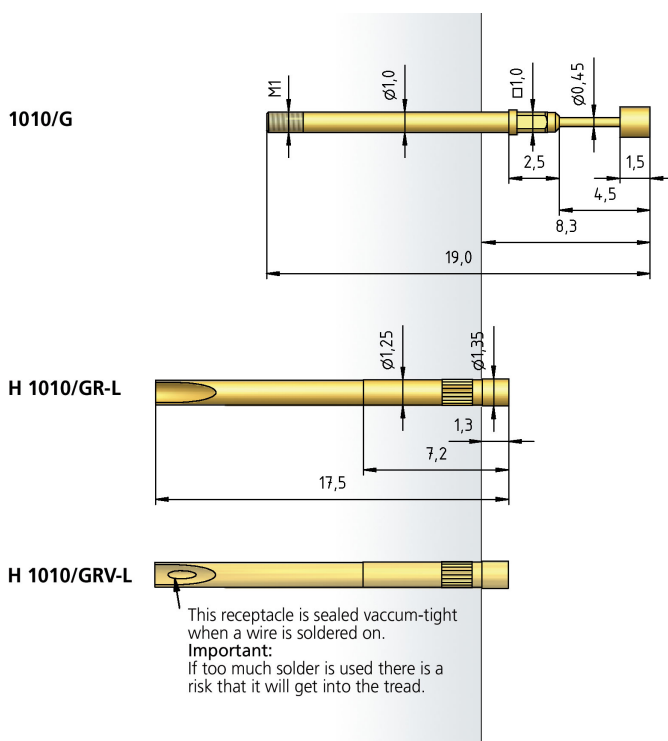
A	B	B1	C	D
1.50 Au	0.45 Au	0.70 Au	1.50C Au	0.50 Au



D	DF	D2	D2	F
0.65 Au 1.00 Au/Ni	1.00 Au	0.40 Au	0.60 Au	1.00 Au 1.50 Au/Ni



G	H
1.50 Rh	1.50C Ni



How to Order

1010/	G	-	C	-	0.8 N	E	-	Au	-	1.5	C
1	2	3	4	5	6	7	8				

1. Series 2. Threaded Design 3. Tip Style
 4. Spring Force 5. High Temperature 6. Tip Plating
 7. Tip Diameter 8. Tip Material (only for CuBe)