

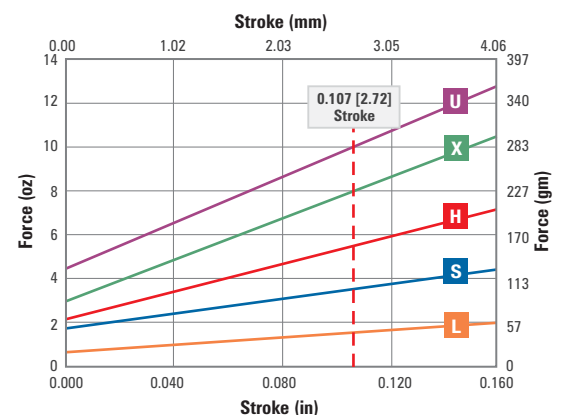
Probe P/N:

100-PL 16 example: 100-PLP1603L-B

TUBE	Letter	Material/Finish	Average Resistance	Current Rating ¹		
				MW @ 120°C	SS @ 204°C	
TUBE	P	Nickel silver/ID precious metal clad	< 20 mOhms	14.0 Amps	21.0 Amps	
	G	Nickel silver/OD gold plated	< 25 mOhms	12.0 Amps	16.5 Amps	
	N	Nickel silver/no finish	< 45 mOhms	10.0 Amps	15.5 Amps	
TIP STYLE	Digits	Material/Finish				
	See Tips	Heat treated BeCu/plated gold over nickel				
SPRING	Letter	Spring Force	Preload	@ 2/3 Stroke	Material	Cycle Life @ Stroke
	L	Low	0.7 [20]	1.5 [43]	SS	1M @ .107 [2.72]
	S	Standard	1.7 [48]	3.5 [99]	MW	1M @ .107 [2.72]
	H	High	2.2 [62]	5.5 [156]	MW	1M @ .107 [2.72]
	X	Extra	3.0 [85]	8.0 [227]	MW	1M @ .107 [2.72]
	U	Ultra	4.5 [128]	10.0 [283]	MW	250K @ .107 [2.72]
OPTION	Letter	Description				
	B	Curved tube (pylon replacement)				
	N	No probe lubrication. Removing probe lubrication greatly reduces cycle life and should only be used in applications requiring operating temperatures below -55°C.				
	(blank)	No option required				

¹ Current Rating is affected by spring material and lubrication choices. Standard lubrication has a 120°C maximum operating temperature limit. Use SS springs with no lubrication (-N) for testing beyond standard lubrication temperature limits up to 204°C. Before using probes near these current limits, please refer to Current Carrying Capacity and Operating Temperature Application Notes.

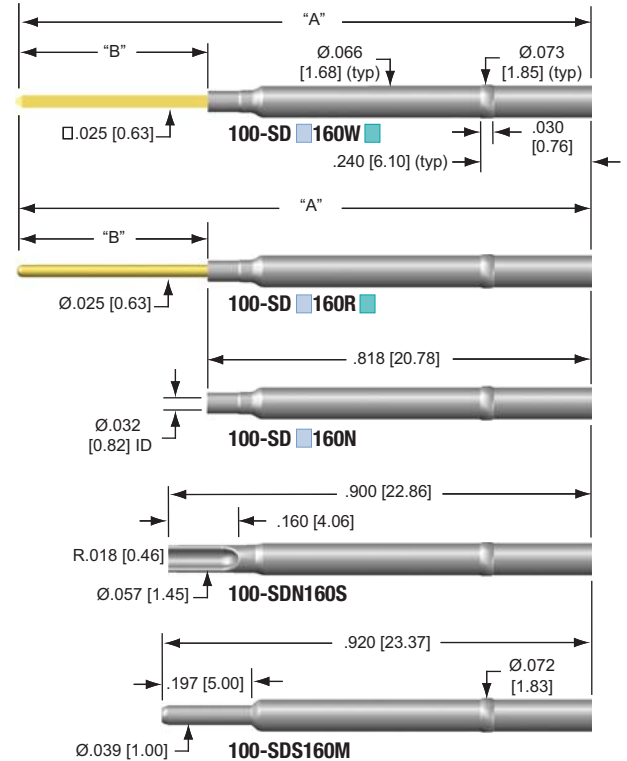
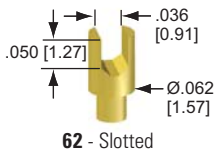
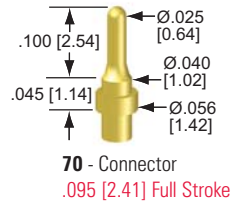
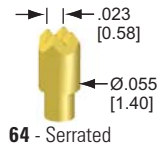
Spring Force



Suggested mounting holes and drill sizes in AT7000, G10/FR4 or similar materials should be gauged at:

Hole Size	Drill Size
.0670 / .0690 [1.702 / 1.753]	#51 or 1.75mm

Sockets



Tools & Accessories (See pages 70-73)

Pin Gauge Tool: PG100

Socket Installation Tool Adjustable: AT100-KIT or AT100M-KIT

Socket Installation Tool Preset: ITR100-FL or ITR100 SET
.001 to .190 [0.03 to 4.83]

Socket Extraction Tool: ETR100-KIT (includes ITR100-FL & ETR100 – sockets must be FLUSH before extraction)

Probe Installation Tool: PT100/75

Probe Extraction Tool: PERX75/100 (not for use with headless tip styles)

Damaged Probe Tube Extraction Tool: TERX75/100

Socket P/N:

100-SD 160 example: 100-SDG160R

Letter	Material/Finish	A in (mm)	B in (mm)	Notes:
TUBE	G	Nickel silver/OD gold plated ⑤		① Not available in G tube material ② Not available in S tube material ③ Available only in M termination ④ Available only in S tube material ⑤ Not available in M or S termination
	N	Nickel silver/no finish		
	S	Stainless Steel/no finish ③		
TERMINATION	Letter	Description	A in (mm)	B in (mm)
	M	Male round tube ④		
	N	No termination ②		
	S	Solder cup ① ②		
	R*	Round pin ②	1.228 [31.19]	.410 [10.41]
	R1*	Round pin ②	1.365 [34.67]	.547 [13.89]
	R3*	Round pin ②	1.034 [26.26]	.216 [5.49]
	R5*	Round pin ②	1.765 [44.83]	.947 [24.05]
	W*	Square wire wrap pin ②	1.247 [31.67]	.429 [10.90]
	W1*	Square wire wrap pin ① ②	1.512 [38.40]	.694 [17.63]
W2*	Square wire wrap pin ① ②	1.862 [47.29]	1.044 [26.52]	
W5*	Square wire wrap pin ① ②	1.318 [33.48]	.500 [12.70]	

* Pin material: Phosphor bronze/gold plated over nickel