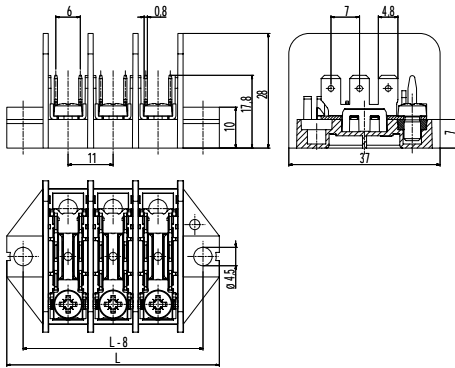



308-PA/..-101

Distributor strip

Tab connections 6 x 4,8 & Screw connection; vertical



Part Numbers

No. of poles	308-PA/..-101	Length	PU
1	11.885.101	30	250
2	12.885.101	41	200
3	13.885.101	52	200
4	14.885.101	63	100
5	15.885.101	74	100
6	16.885.101	85	100
7	17.885.101	96	100
8	18.885.101	107	50
10	20.885.101	129	50
12	22.885.101	151	50

further number of poles on request

General Information

Pitch	11 mm
No. of poles	1 - 16



Technical Data

Clamping Range	<i>solid / flexible / AWG</i> 0,5 - 1,5 mm ² / 0,5 - 1,5 mm ² / 20-16 AWG [1][2]
Rated Cross Section	1,5 mm ² [3]
Wire Stripping Length	7 mm ± 0,5 mm
Rated Insulation Voltage	450 V acc. to EN 60998-1
Rated Current	6 A with receptable 4,8; wire 1 mm ² 10 A with receptable 4,8; wire 1,5 mm ² 16 A with receptable 4,8; wire 2,5 mm ² 17,5 A with screw connection; wire 1,5 mm ²
Torque	1,7 Nm
Other specifications	Screw terminals are generally suitable for wires with identical wire type / cross-section.

Material

Moulding	PA, natural, V-2
Comparative Tracking Index	CTI 250
Insulating Group	IIIa
Temperature Range	RTI Str 90°C
Tab	Zinc plated steel
Screw	M4; Zinc plated steel, blue passivated
Square washer	M4; Zinc plated steel

Approvals

	Current [A]	Voltage [V]	Group	AWG	[Nm]
	20	300	B	14 - 12 [4]	1,7
	10	300	D	14 - 12 [4]	1,7
	Current [A]	Voltage [V]	[mm ²]		
	17,5	450	1,5		

UL-approval pending

Options / Accessories

- Consecutive numbering
- Special marking according to drawing
- Fixed marking in the tool on request
- Jumper VB-308

- [1] Per pole two wires of identical cross-section can be connected
 [2] Ferrules are required when using flexible or multi-stranded wires
 [3] Screw connection
 [4] AWG specifications refer to tab connections