

Series 5082

- Sturdy design
- For use in tough conditions
- Spring forces up to 8.0 N

Mechanical Data	
Center	6.50 mm/256 mil
Temperature Range	-30 °C - +120 °C
Full Travel	4.00 mm
Working Travel	3.20 mm
Pre-loaded Spring Force	0.20/ 0.40/ 1.00/ 0.80/ 1.60 N
Spring Force at Working Travel	0.60/ 1.50/ 3.00/ 4.00/ 8.00 N

Electrical Data	
Max. Current Rating	5.0...8.0 A
Typical Continuity Resistance	<= 30 mOhm

Materials	
Barrel	Brass, gold plated
Spring	Stainless Steel, gold plated
Plunger	Steel, Brass
Receptacle	Brass, gold plated

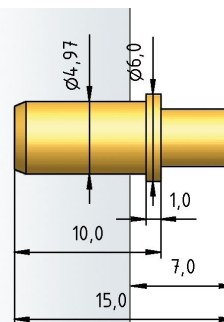
Recommended Diameter of Drill	
HP 2361.1 (Trolitax)	5.59...5.60 mm
HGW 2372	4.97 mm

Tip style - Diameter - Plating

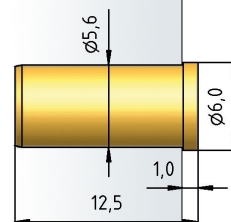


B1D	C	D	E1D	G
4.00M Au	4.00 Au	4.00M Au	4.00M Au	4.00 Au

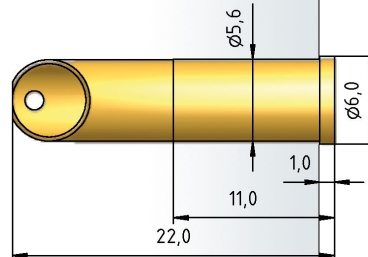
5082



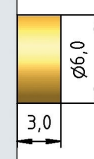
H 5082



H 5082/S-22



ZRH 5082/3



How to Order

5082 - D - 3.0 N - Au - 4.0 M

1 2 3 4 5 6

1. Series 2. Tip Style 3. Spring Force
4. Tip Plating 5. Tip Diameter 6. Tip Material (only for Brass)