



Thermal Management Solutions
For Electronics




For
COOLER
More Reliable
Devices

3M


3M™ Thermally Conductive Adhesive Transfer Tapes



3M™ Thermally Conductive Adhesive Transfer Tapes 8805, 8810, 8815, 8820. High temperature adhesion with good dielectric strength. Applies quickly and easily using die-cut shapes.



Heat Sink. Thermally Conductive Adhesive Transfer Tape bonds a heat sink to a component and provides a thermal path for component cooling.



Power Transistor Attachment. 3M™ Thermally Conductive Adhesive Transfer Tape 8810 replaces silicone grease and screws for attaching transistors to heat sink.

This range of high adhesion thin tapes offers efficient thermal transfer for a wide range of applications requiring a thermal management solution: bonding heat sinks, heat spreaders and other cooling devices to IC packages, power transistors, and other heat generating components.

Each tape combines 3M high performance acrylic adhesive with highly conductive ceramic particles for an extremely reliable and user-friendly thermal interface. Highly conformable construction provides excellent wet-out on surfaces.

Select 5, 10, 15 and 20 mil thicknesses to meet application requirements. The unique 40 mil 9889FR is a highly conformable pressure-sensitive film that offers a combination of high thermal conductivity, good dielectric properties, high bond strength, and ease of use.

3M™ Thermally Conductive Interface Materials Selection Guide

Product	Description			Adhesion Peel Strength @ 72 hr Dwell at RT (N/cm)	Thermal Performance		Dielectric Properties	
	Base Material Type	Product Thickness (mil/mm)	Filler Type		Liner Type	Conductivity (W/m-K 3M-ASTM 05470TM)	Impedance °C-in ² /W (°C-cm ² /W)	Dielectric Strength (kV/mm)

3M™ Thermally Conductive Adhesive Transfer Tape (TCATT): Softer - Improved Surface Conformability Acrylic Thermal Tape

8805	Filled Acrylic Polymer	5 (0.13)	Ceramic	Silicone Release	7.5	0.6	0.48 (3.1)	26 8815 tested	5.2 x 10 ¹¹
8810		10 (0.25)		Polyester	13.0		0.88 (5.7)		3.9 x 10 ¹¹
8815		15 (0.38)		Dual Liners	19.0		1.17 (7.6)		3.8 x 10 ¹¹
8820		20 (0.51)			26.0		1.50 (9.7)		3.8 x 10 ¹¹

3M™ Thermally Conductive Adhesive Transfer Tape (TCATT): Standard Acrylic Thermal Tape

9882	Filled Acrylic Polymer	2 (0.05)	Ceramic	Silicone Release	5	0.6	0.32 (2.1)	29 9890 tested	2 x 10 ¹⁴
9885		5 (0.13)		Polyester	6.5		0.49 (3.2)		
9890		10 (0.25)			9.5		0.89 (5.7)		

3M™ Thermally Conductive Adhesive Tape (TCAT): Flame Retardant Acrylic Thermal Tapes

TM-670SA*	Filled Acrylic Polymer	10 (0.25)	Ceramic	Silicone Release	25.0/5.5***	0.6	1.1 (7.1)	24 TM-670SA tested	-
TM-671SA*		15 (0.375)		Paper Liner	30.0/9.3***		1.2 (7.8)		
TM-672SA*		20 (0.5)			42.0/11.6***		1.4 (9.1)		
8943	Ceramic	6.7 (0.17)	Film Liner	Paper	6.7	0.9	0.73 (4.7)	33 8940 tested	-
8940		7.5 (0.19)					0.78 (5.1)		
8910-03		11.8 (0.3)					1.1 (7.2)		

Products are special order in the USA. Please contact your 3M sales support for details.

3M™ Thermally Conductive Acrylic Soft Tape (TCAST): Thick Acrylic Thermal Tape

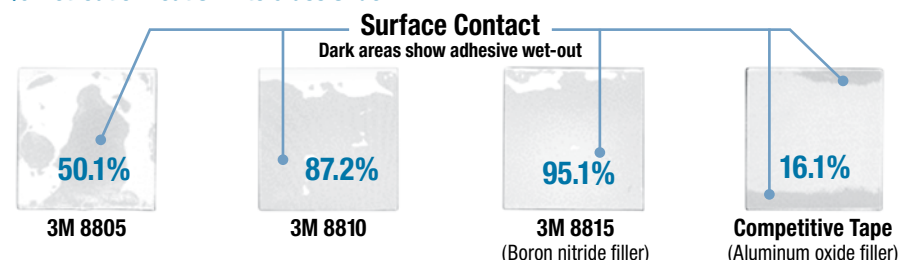
9889FR**	Filled Acrylic Polymer	40 (1.0)	Ceramic	Silicone Release Paper	3.7 on Al Substrate	0.5	2.4 (15.6)	18	-
----------	------------------------	----------	---------	------------------------	---------------------	-----	------------	----	---

3M™ Thermally Conductive and Heat Spreading Tape (TCoHST)

9876-10	Acrylic Polymer on Cu Layer	3.9 (0.1)	NA	3M Logo Printed Silicone Release Paper	9	250 (X-Y) 0.8 (Z-axis)	0.21 (1.4)	20 9876-15 tested	
9876-15		5.9 (0.15)		3M Logo Printed Film Liner	10		0.28 (1.8)		

* TM-67X tapes are designed with a high/low adhesion construction. Face side or non-liner side when product roll is unwound is the lower adhesion side.
** 3M Tape 9889FR is a specialty tape used for very large panels or surfaces where a very conformable thermal tape is required to achieve good wet-out/adhesion. The 3M Tape 8820 is the suggested standard TCATT Thermal Tape for most typical, somewhat larger surface areas as the thermal impedance is lower vs. the 3M Tape 9889FR.

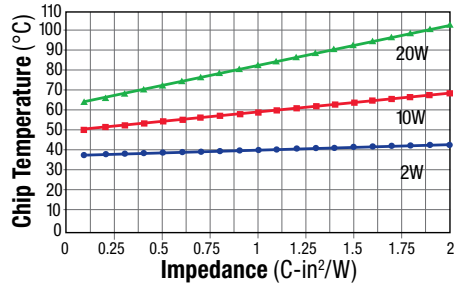
% Wet-out of Heat Sink to Glass Slide



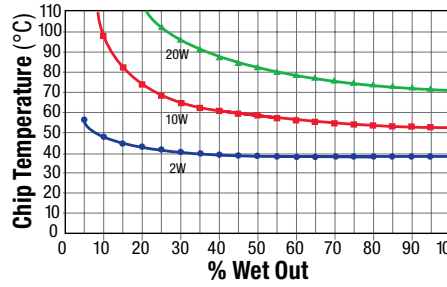
Increased wet-out improves both mechanical and thermal performance. Relative darker color indicates surface contact has occurred. Boron nitride filler appears lighter in color versus aluminum oxide filler.

Note: The technical information and data on these pages should be considered representative or typical only and should not be used for specification purposes.

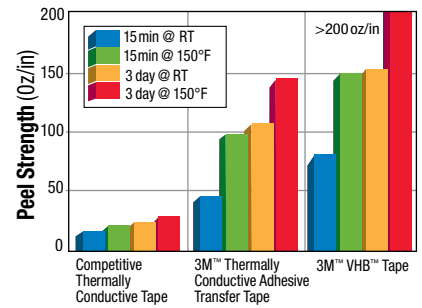
Effect of Thermal Interface Impedance and Device Power on Chip Temperature



Effect of Wet-Out (Interface Contact) and Device Power on Chip Temperature



90° Peel Adhesion to Bare Untreated Aluminum/3M 88xx TCATT



3M™ Thermally Conductive Interface Materials Selection Guide (Continued)

Product	UL Flammability Rating	Potential Operating Temperature Range* (°C)	Typical Applications	Notes
3M™ Thermally Conductive Adhesive Transfer Tape (TCATT): Softer - Improved Surface Conformability Acrylic Thermal Tape				
8805	UL Testing Note: Adhesive tapes are not intended to be used independently as a single component. Tapes are recognized for use with specific substrates and the tape/substrate is tested for a UL rating.	Short Term (Hours-Days) 125-150 Long Term (Weeks-Months) 90-100	Thermally conductive adhesive transfer tapes with high mechanical strength, improved surface wet-out, and excellent shock performance. Applications include: heat sink attachment, flex circuit bonding, power device attachment and general thermal attachment solutions.	
8810				
8815				
8820				
3M™ Thermally Conductive Adhesive Transfer Tape (TCATT): Standard Acrylic Thermal Tape				
9882	UL Testing Note: Adhesive tapes are not intended to be used independently as a single component. Tapes are recognized for use with specific substrates and the tape/substrate is tested for a UL rating.	Short Term (Hours-Days) 125-150 Long Term (Weeks-Months) 90-100	3M's original thermally conductive adhesive transfer tape for applications requiring thin bonding with good thermal transfer.	
9885				
9890				
3M™ Thermally Conductive Adhesive Tape (TCAT): Flame Retardant Acrylic Thermal Tapes				
TM-670SA*	UL 94 V-2	Short Term (Hours-Days) 110-130 Long Term (Weeks-Months) 80-90	3M TCAT TM-67X tapes are designed with a high/low adhesion construction. Face side or non-liner side when product is unwound is the lower adhesion side for good reworkability.	ANSI/UL 94 small-scale test data does not pertain to building materials, furnishings and related contents. ANSI/UL 94 small-scale test data is intended solely for determining the flammability of plastic materials used in the components and parts of end-product devices and appliances, where the acceptability of the combination is determined by UL.
TM-671SA*				
TM-672SA*				
8943	UL 94 V-0	Short Term (Hours-Days) 125-150 Long Term (Weeks-Months) 90-100	Thermally conductive tape with good bonding strength and excellent flame retardant performance. 3M TCAT 8943 is a single coated tape.	
8940	See UL listing for specifics of UL test criteria. Product tested with a substrate.			
8910-03	UL 94 V-2	Short Term (Hours-Days) 110-130 Long Term (Weeks-Months) 80-90	For the advanced thermally conductive tape with super adhesion and good flame retardant, 3M TCAT 8910-03 can be considered and recommended as one of high performance thermal attachment solutions.	ANSI/UL 94 small-scale test data does not pertain to building materials, furnishings and related contents. ANSI/UL 94 small-scale test data is intended solely for determining the flammability of plastic materials used in the components and parts of end-product devices and appliances, where the acceptability of the combination is determined by UL.
3M™ Thermally Conductive Adhesive Tape (TCAT): Flame Retardant Acrylic Thermal Tapes				
9889FR**	UL 94 V-2	Short Term (Hours-Days) 110-130 Long Term (Weeks-Months) 80-90	One millimeter thick, flame retardant acrylic soft tape for applications requiring gap filling and bonding with good thermal transfer, generally used for large surface area bonding.	ANSI/UL 94 small-scale test data does not pertain to building materials, furnishings and related contents. ANSI/UL 94 small-scale test data is intended solely for determining the flammability of plastic materials used in the components and parts of end-product devices and appliances, where the acceptability of the combination is determined by UL.
3M™ Thermally Conductive Adhesive Tape (TCAT): Flame Retardant Acrylic Thermal Tapes				
9876-10		Short Term (Hours-Days) 110-130 Long Term (Weeks-Months) 80-90	Excellent heat spreading on plane direction and low heat conduction on depth direction with good electrical insulation on surface. It is designed for thermal management by heat spreading.	TCoHST has adhesive on one side only. Product is not used to hold an assembly together. TCoHST use is primarily heat spreading in low profile applications when attached to or on a surface opposite a hot device.
9876-15				

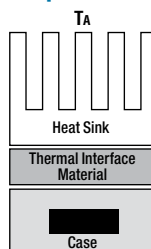
* End use application testing will determine final temperature range based on final design and other environmental conditions. Suggested temperature range is based on a UL-746 Test Method or a 3M Test Method.

** 3M Tape 9889FR is a specialty tape used for very large panels or surfaces where a very conformable thermal tape is required to achieve good wet-out/adhesion. The 3M Tape 8820 is the suggested standard TCATT Thermal Tape for most typical, somewhat larger surface areas as the thermal impedance is lower vs. the 3M Tape 9889FR.

Calculate Chip Temperature for Use with Tapes, Pads, and Epoxies

Input Values

- A (in²), size of thermal interface material
- %WO, % wet-out of interface material (estimate of actual contact area)
- Q(W), power rating of chip
- R_{chip-case} (°C/W) (0.55 ref.), thermal resistance of chip to case
- R_{sink-air} (0.80 ref.), thermal resistance of heat sink to ambient
- TA (°C) (35°C ref.), ambient temperature
- Z (°C-in²/W), thermal impedance of 3M interface material



Calculations

Thermal Resistance of 3M Interface Material

$$R \text{ (}^\circ\text{C/W)} = \frac{Z/A}{\%WO/100}$$

Total resistance, R_{total} (°C/W) = R_{chip-case} + R + R_{sink-air},
For temperature of chip, T_{chip} = TA + (Q x R_{total})

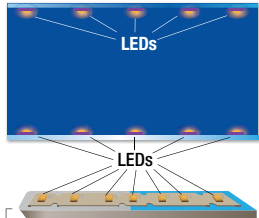
Obtain maximum operating temperature of chip from vendor.
Calculated T_{chip} should not exceed temperature specified.

Note: The technical information and data on these pages should be considered representative or typical only and should not be used for specification purposes.

3M™ Thermally Conductive Interface Pads

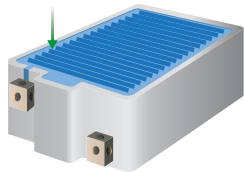


LED BLU Application LED Assembly



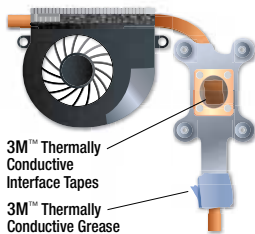
3M™ Thermally Conductive Interface Pads or 3M™ Thermally Conductive Interface Tapes
Heat Sink or Heat Spreader Plate

Automotive Battery Application Battery Assembly



3M™ Thermally Conductive Interface Acrylic Pads

Notebook Thermal Module Application



Through innovative 3M technology, these soft and conformable pads provide high levels of conductivity for the more demanding applications in the electronics industry.

In addition, the pads provide excellent handling and can be die cut to fit most applications. Available in silicone and non-silicone elastomers.

- Thermal conductivity: 1.0-4.9 W/m-k
- Available in silicone and acrylic elastomers

3M™ Thermally Conductive Interface Pads Selection Guide

Product	Description			Adhesion/Shore 00 Softness	Thermal Performance		Dielectric Properties	
	Base Material Type	Product Thickness (mm)	Filler Type		Conductivity (W/m-K 3M-ASTM 05470 TM)	Impedance** (°C·in ² /W) (°C·cm ² /W)	Dielectric Strength (kV/mm)	Volume Resistivity (ohm·cm)

3M™ Thermally Conductive Interface Silicone Pads

Product	Base Material Type	Product Thickness (mm)	Filler Type	Adhesion/Shore 00 Softness	Conductivity (W/m-K 3M-ASTM 05470 TM)	Impedance** (°C·in ² /W) (°C·cm ² /W)	Dielectric Strength (kV/mm)	Volume Resistivity (ohm·cm)	
5514 (Launching in 2011)	Filled Silicone Polymer	7.9 (0.2) 9.8 (0.25)	Ceramic	PET	No added adhesive layer. Pad is tacky and conformable/// Shore 00=58	1.6	0.44 (2.8) 0.47 (3.0)	14.0	8.6 x 10 ¹³
5515					No added adhesive layer. Pad is tacky and conformable/// Shore 00=80	3.0	0.29 (1.8) 0.40 (2.6)	14.5	3.6 x 10 ¹⁴
5515S (Launching in 2011)		20 (0.5) 40 (1.0) 60 (1.5) 80 (2.0)			No added adhesive layer. Pad is tacky and conformable/// Shore 00=50	2.7	0.62 (3.9) 0.70 (4.5)	17.7	8.6 x 10 ¹⁴
5516					No added adhesive layer. Pad is tacky and conformable/// Shore 00=50	3.1	0.31 (2.0) 0.53 (3.4) 0.75 (4.9) 0.98 (6.3)	13.1	6.9 x 10 ¹⁴
5519		20 (0.5) 40 (1.0) 60 (1.5) 80 (2.0)			No added adhesive layer. Pad is tacky and conformable/// Shore 00=70	4.9	0.29 (1.9) 0.48 (3.1) 0.65 (4.2) 0.82 (5.3)	11.1	1.7 x 10 ¹⁴
5519S* Soft Pad		20 (0.5) 40 (1.0) 60 (1.5) 80 (2.0)			No added adhesive layer. Pad is tacky and conformable/// Shore 00=10-15	1.0	1.14 (7.3) 1.92 (12.4) 2.71 (17.5) 3.49 (22.5)	7.9	2.0 x 10 ¹²
5591					No added adhesive layer. Pad is tacky and conformable/// Shore 00=10-15	1.1	0.64 (4.1) 1.15 (7.4) 1.66 (10.7) 2.43 (15.7)	12.2	3.0 x 10 ¹²
5592		20 (0.5) 40 (1.0) 60 (1.5) 80 (2.0)			No added adhesive layer. Pad is tacky and conformable/// Shore 00=43	1.1	0.64 (4.1) 1.15 (7.4) 1.66 (10.7) 2.43 (15.7)	14.7	3.0 x 10 ¹²
5592S* Soft Pad		20 (0.5) 40 (1.0) 60 (1.5) 80 (2.0)			No added adhesive layer. Pad is tacky and conformable/// Shore 00=50	1.6	0.70 (4.5) 1.21 (7.8) 1.71 (11.0) 2.22 (14.3)	13.1	5.0 x 10 ¹²
5595					No added adhesive layer. Pad is tacky and conformable/// Shore 00=50	1.6	0.70 (4.5) 1.21 (7.8) 1.71 (11.0) 2.22 (14.3)	15.7	5.0 x 10 ¹²
5595S* Soft Pad		20 (0.5) 40 (1.0) 60 (1.5) 80 (2.0)			No added adhesive layer. Pad is tacky and conformable/// Shore 00=50	1.6	0.70 (4.5) 1.21 (7.8) 1.71 (11.0) 2.22 (14.3)	15.7	5.0 x 10 ¹²

3M™ Thermally Conductive Interface Acrylic Pads

Product	Base Material Type	Product Thickness (mm)	Filler Type	Adhesion/Shore 00 Softness	Conductivity (W/m-K 3M-ASTM 05470 TM)	Impedance** (°C·in ² /W) (°C·cm ² /W)	Dielectric Strength (kV/mm)	Volume Resistivity (ohm·cm)	
5570	Filled Silicone Polymer	20 (0.5) 40 (1.0) 60 (1.5) 80 (2.0)	Ceramic	PET	No added adhesive layer. Pad is tacky and conformable/// Shore 00=50	1.3	0.67 (4.3) 1.18 (7.6) 1.69 (10.9) 2.30 (14.9)	20	2.9 x 10 ¹²
5589H Soft Pad					No added adhesive layer. Pad is tacky and conformable/// Shore 00=48	2.0	1.33 (8.6) 1.67 (10.8)	21	3.4 x 10 ¹²
5590H Soft Pad		20 (0.5) 40 (1.0) 60 (1.5)			No added adhesive layer. Pad is tacky and conformable/// Shore 00=61	3.0	0.46 (3.0) 0.70 (4.5) 0.95 (6.1)	16	2.7 x 10 ¹²
5567H Soft Pad		20 (0.5) 40 (1.0) 60 (1.5)			No added adhesive layer. Pad is tacky and conformable/// Shore 00=63	3.0	0.46 (3.0) 0.70 (4.5) 0.95 (6.1)	16	2.7 x 10 ¹²

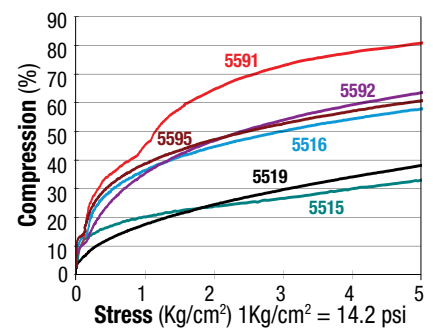
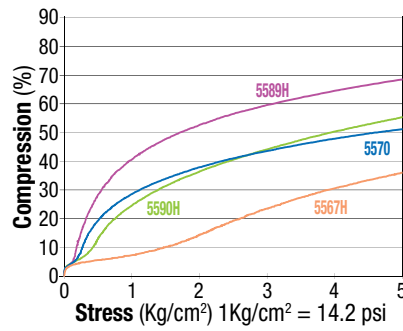
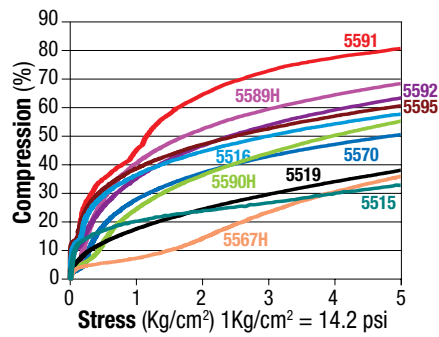
*Pads ending with S have a polymeric film on one side to be used as a non-tacky surface for ease of reworking an assembly.

**Thermal impedance is measured with the test sample under a nominal 10 psi pressure to reflect a typical end use application.

Products are special order in the USA. Please contact your 3M sales support for details.

Note: The technical information and data on these pages should be considered representative or typical only and should not be used for specification purposes.

Compression vs. Stress



3M™ Thermally Conductive Interface Pads Selection Guide (Continued)

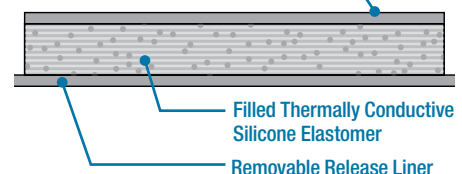
Product	UL Flammability Rating	Potential Operating Temperature Range*** (°C)	Typical Applications	Notes
3M™ Thermally Conductive Interface Silicone Pads				
5514 (Launching in 2011)	UL94 V0	Short Term (Hours-Days) 180-200°C	3M Pad 5514 is designed for applications requiring complicated shape, thin thickness (<0.25mm) and good flexibility with over-bending.	Thermally conductive interface pads (silicone) for applications requiring gap filling and superior thermal performance without bonding. Provides IC package and PCB thermal interfacing with heat sinks or other cooling device, and metal cases. "S" designation signifies a polyester (PET) or a PEN film on one side to provide a non-tacky surface. "H" designation signifies a product with one non-tacky surface without the use of a PET film. ANSI/UL 94 small-scale test data does not pertain to building materials, furnishings and related contents. ANSI/UL 94 small-scale test data is intended solely for determining the flammability of plastic materials used in the components and parts of end-product devices and appliances, where the acceptability of the combination is determined by UL.
5515			3M TIM Pad 5515 is designed for applications requiring higher K(3 w/m-k) and thin thickness (<0.25 mm).	
5515S (Launching in 2011)			3M Pad 5515S is Thermal Pad 5515 with a permanent polyimide film on one side to be used as a non-tacky surface for anti-abrision and ease of reworking an assembly. Thermal conductivity and thermal impedance are slightly changed with addition of thin polyimide film.	
5516			1) 3M Pad 5516 is Thermal Pad 5516 with a polymeric permanent film on one side to be used as a non-tacky surface for ease of reworking an assembly. Thermal conductivity and thermal impedance are slightly changed with addition of the film, while Dielectric strength is improved. 2) Optional thickness > 2.0 mm are available.	
5516S* Soft Pad	UL94 V1 or V0	Long Term (Weeks-Months) 150-160°C	1) 3M Pad 5516S is Thermal Pad 5516 with a polymeric permanent film on one side to be used as a non-tacky surface for ease of reworking an assembly. Thermal conductivity and thermal impedance are slightly changed with addition of the film, while Dielectric strength is improved. 2) Optional thickness > 2.0 mm are available.	
5519	UL94 V0	Short Term (Hours-Days) 160-180°C	1) 3M Pad 5519S is Thermal Pad 5519 with a polymeric permanent film on one side to be used as a non-tacky surface for ease of reworking an assembly. Thermal conductivity and thermal impedance are slightly changed with addition of the film, while Dielectric strength is improved. 2) Optional thickness > 2.0 mm are available.	
5519S* Soft Pad			1) 3M Pad 5519S is Thermal Pad 5519 with a polymeric permanent film on one side to be used as a non-tacky surface for ease of reworking an assembly. 2) 3M Pad 5519S is available in 0.5 mm - 2.0 mm thickness . 3) Optional thickness > 2.0 mm are available.	
5591	UL94 V1 or V0	Long Term (Weeks-Months) 130-140°C	1) 3M Pad 5591S has a polymeric permanent film on one side to be used as a non-tacky surface for ease of reworking an assembly. 2) 3M Pad 5591S is available in 0.5 mm - 2.0 mm thickness . 3) Optional thickness > 2.0 mm are available.	
5591S* Ultra Soft Pad			1) 3M Pad 5592S is Thermal Pad 5592 with a polymeric film on one side to be used as a non-tacky surface for ease of reworking and assembly. Thermal conductivity and thermal impedance are slightly changed with addition of the film, while dielectric strength is improved. 2) 3M Pad 5592S is available in the 0.5mm-2.0mm thickness. 3M Pad 5592 1.0-2.0 mm thickness 3) Optional thicknesses > 2.0mm are available.	
5592	3M V1 or VO TM**	Short Term (Hours-Days) 180-200°C	1) 3M Pad 5592S is Thermal Pad 5592 with a polymeric film on one side to be used as a non-tacky surface for ease of reworking and assembly. Thermal conductivity and thermal impedance are slightly changed with addition of the film, while dielectric strength is improved. 2) 3M Pad 5592S is available in the 0.5 mm-2.0 mm thickness. 3M Pad 5592 1.0-2.0 mm thickness 3) Optional thicknesses > 2.0 mm are available.	
5592S* Soft Pad			1) 3M Pad 5595S is Thermal Pad 5595 with a polymeric film on one side to be used as a non-tacky surface for ease of reworking and assembly. Thermal conductivity and thermal impedance are slightly changed with addition of the film, while dielectric strength is improved. 2) 3M Pad 5595S is available in the 0.5 mm-2.0 mm thickness. 3M Pad 5595 1.0-2.0 mm thickness 3) Optional thicknesses > 2.0 mm are available.	
5595	3M V1 or VO TM**	Long Term (Weeks-Months) 150-160°C	1) 3M Pad 5595S is Thermal Pad 5595 with a polymeric film on one side to be used as a non-tacky surface for ease of reworking and assembly. Thermal conductivity and thermal impedance are slightly changed with addition of the film, while dielectric strength is improved. 2) 3M Pad 5595S is available in the 0.5 mm-2.0 mm thickness. 3M Pad 5595 1.0-2.0 mm thickness 3) Optional thicknesses > 2.0 mm are available.	
5595S* Soft Pad				
3M™ Thermally Conductive Interface Acrylic Pads				
5570	UL94 V0	Short Term (Hours-Days) 110-130°C	3M Pad 5570 has good recovery and a medium tack surface for both sides and uses an acrylic elastomer for applications that require a non-silicone thermal pad.	ANSI/UL 94 small-scale test data does not pertain to building materials, furnishings and related contents. ANSI/UL 94 small-scale test data is intended solely for determining the flammability of plastic materials used in the components and parts of end-product devices and appliances, where the acceptability of the combination is determined by UL.
5589H Soft Pad			3M Pad 5589H has a very low tack surface and a medium tack surface and uses an acrylic elastomer for applications that require a non-silicone thermal pad.	
5590H Soft Pad			3M Pad 5590H has a very low tack surface and a medium tack surface and uses an acrylic elastomer for applications that require a non-silicone thermal pad.	
5567H Soft Pad			3M Pad 5567H has low odor, a very low tack surface and a medium tack surface on soft layer and uses an acrylic elastomer for applications that require a non-silicone thermal pad.	
<p>Products are special order in the USA. Please contact your 3M sales support for details.</p>				

**3M V1 or VO TM Notes:

- 1) Test results based on 3M UL Test Method.
- 2) The 3M VA TM testing applies to the 0.5 mm thick products in the "S" version.

***End use application testing will determine final temperature range based on final design and other environmental conditions. Suggested temperature range is based on a UL-746 Test Method or a 3M Test Method.

Polymeric Supporting Film (S Versions)
or Removable Release Liner



Note: The technical information and data on these pages should be considered representative or typical only and should not be used for specification purposes.

3M™ Thermally Conductive Epoxies

This range of liquid adhesives has minimal odor and superior structural strength adhesion. Dispensing is easy for high output, in-line automated manufacturing and manual application. Adhesive flows and fills micro-spaces on surfaces. Ultra-thin bond line helps achieve low thermal impedance.


3M™ Thermally Conductive Epoxies Selection Guide

Product	Description			Thermal Performance		Dielectric Properties		Potential Operating Temperature Range* (°C)	Typical Applications	Notes
	Base Material Type	Product Thickness (mm)	Filler Type	Packaging	Conductivity (W/m-K 3M-ASTM 05-470TM)	Impedance (°C-in ² /W ² -cm ² /M) 2.0 mil (50µm) bondline thickness	Dielectric Strength (KV/mm)			

3M™ Thermally Conductive Epoxies

DP-190 Gray	Filled Epoxy	Various	Aluminum Silicate/Carbon Black	0.38	0.32 (2.1) estimate	32.7	5.0 x 10 ¹²	Short Term (Hours-Days) 125-140°C Long Term (Weeks-Months) 80-100°C	Thermally conductive epoxies for applications requiring high adhesive strength, good surface wet-out, gap filling or thin bond lines with good thermal transfer.	As the 3M™ Thermally Conductive Adhesive TC-2707 uses aluminum metal fillers, under certain end use application conditions the effective resistivity and/or effective dielectric strength could be significantly lower than noted. If the metal fillers are "trapped" or "pinched" between two surfaces, an electrical bridge path via the aluminum fillers could occur between these surfaces. Epoxy Adhesive TC-2707 is not suggested for applications where a powered electrical circuit is used or where a reliable volume resistivity and/or dielectric strength is desired. 3M Thermally Conductive Epoxy Adhesive TC-2810 uses ceramic filler and is suggested product to test for these types of application performance needs.
TC-2707			Aluminum Metal	0.72	0.105 (0.67)	2.1	2.4 x 10 ¹¹			
TC-2810			Ceramic	1.0-1.4	0.05 (0.32)	3	76 x 10 ¹²			

* End use application testing will determine final temperature range based on final design and other environmental conditions. Suggested temperature range is based on a UL-746 Test Method or a 3M Test Method.



3M™ EPX Applicator and Nozzle simultaneously and accurately mixes, meters, and applies adhesive with a squeeze of the trigger



Note: The technical information and data on these pages should be considered representative or typical only and should not be used for specification purposes.

The 3M™ Thermally Conductive Greases are high performance thermal interface materials for transferring thermal energy from a heat source (e.g. processor chip, graphics chip, High Power LED) to a heat sink. The proprietary blend of inorganic fillers contained in an organic matrix (non-silicone) ensures high thermal conductivity and low thermal resistance. Grease products are available in two versions: Standard viscosity and a lower viscosity version that can be useful in screen printing application methods.


3M™ Thermally Conductive Grease

3M™ Thermally Conductive Grease Selection Guide

Product	Description			Thermal Performance		Dielectric Properties		Potential Operating Temperature Range* (°C)	Typical Applications	Notes
	Base Material Type	Product Thickness (mil/mm)	Filler Type	Steady State Shear Viscosity @ 1.0 Shear/Rate (05470 TM)	Impedance °C-in ² /W (°C-cm ² /W) Conductivity (W/m-K3M-ASTM)	Dielectric Strength KV/mm (Film version tested)	Volume Resistivity (ohm/cm)			
TCG-2035/ TCG-2031	Non-Silicone Polymeric Binder	Various	Ceramic	2100/150	4.1	0.0127 (0.81)	4.7	1.36 x 10 ⁹	Thermally conductive greases provide a thin thermal interface to optimize thermal heat transfer between hot running devices and heat sinking surfaces. Excellent flow properties for improved interface wet-out.	3M Greases TCG-2031 and TCG-2033 are supplied with a small wt% of a solvent added to lower viscosity. Lower viscosity can allow for reduced thickness during application and may benefit screen printing options. Effective thermal measurements are not significantly different from non-solvent added versions. Shear rate viscosity reduced by 5-10x.
TCG-2037/ TCG-2033			Ceramic & Metal	340/36	3.0	0.0170 (0.109)	0.1	4.1 x 10 ⁷		

* End use application testing will determine final temperature range based on final design and other environmental conditions. Suggested temperature range is based on a UL-746 Test Method or a 3M Test Method.

3M™ Thermal Grease



Note: The technical information and data on these pages should be considered representative or typical only and should not be used for specification purposes.

Information or Sales Assistance

Contact 3M for the experience of 100 years of solutions for your design and production challenges.

Location	Phone Number	Website
NORTH AMERICA		
3M USA		
Adhesives and Tapes	1-800-251-8634 Fax: 651-778-4244	www.3M.com/electronics
Abrasives	1-866-599-4227 Fax: 1-800-852-4668	www.3M.com/electronics
Die-cut Solutions	1-800-223-7427 Fax: 1-800-258-7511	www.3M.com/converter
Specialty Materials	1-800-810-8513 Fax: 1-800-810-8514	www.3M.com/fluids
3M Canada	1-800-364-3577 519-451-2500	www.3M.com/ca
3M Mexico	52-52-70-04-00	www.3M.com/mx
SOUTH AMERICA		
Brazil	0800-0132333	www.3M.com/br
ASIA PACIFIC		
3M Asia Pacific Pte Ltd	65-6450-8888	www.3M.com/electronics
3M Australia Pty, Ltd	61-2-9833-5333	www.3M.com/au
3M China Limited	86-21-6275-3535	www.3M.com/
3M Hong Kong Limited	852-2806-6387	www.3M.com/hk
Japan - Sumitomo 3M Limited	81-3-3709-8261	www.mmm.co.jp
3M Korea Limited	82-2-3771-4030	www.3M.co.kr
3M Malaysia Sdn. Berhad	60-3-7806-3653	www.3M.com/intl/my
3M New Zealand Limited	64-9-444-4760	www.3M.com/nz
3M Philippines Inc.	63-2-813-3781	www.3M.com/ph
3M Technologies (Singapore) P/L	65-6454-8611	www.3M.com/sg
3M Taiwan Limited	886-2-2704-9011 ext. 520	www.3M.com/tw
3M Thailand Limited	66-2-260-8577 ext. 302	www.3M.com/th
EUROPE		
3M Austria	43-1-866860	www.3M.com/at
3M Belgium	32-2-7225111	www.3M.com/be
3M Czech Republic	420-2-61380111	www.3M.com/cz
3M Denmark	45-43-480100	www.3M.com/dk
3M East	41-41-7994040	www.3M.com/ch
3M East (AG)	41-41-7993100	www.3M.com/east
3M Finland	358-9-5252452	www.3M.com/fi
3M France	33-1-30-316161	www.3M.com/fr
3M Germany	49-2131-140	www.3M.com/de
3M Hungary	36-1-270-7777	www.3M.com/hu
3M Ireland	353-1-2803555	www.3M.com/ie
3M Israel	972-9-9561490	www.3M.com/il
3M Italia S.p.A.	39-2-70351	www.3M.com/it
3M Netherlands	31-71-5450450	www.3M.com/nl
3M Norway	47-63-847500	www.3M.com/no
3M Poland	48 22 739 60 00	www.3M/pl
3M Romania	40 21 202.800	www.3m.com/ro
3M Russia	7-495-7847474	www/3m.com/ru
3M Spain	34-91-3216000	www.3M.com/es
3M Sweden	46-8-922100	www.3M.com/se
3M Switzerland	41-1-7249090	www.3M.com/ch
3M United Kingdom	44-870-6080-050	www.3M.com/uk

Important Notice: Before using this product, you must evaluate it and determine if it is suitable for your intended application. You assume all risks and liability associated with such use.

Warranty; Limited Remedy; Limited Liability: 3M's product warranty is stated in its Product Literature available upon request. 3M MAKES NO OTHER WARRANTIES INCLUDING, BUT NOT LIMITED TO, ANY IMPLIED WARRANTY OF MERCHANTABILITY OR FITNESS FOR A PARTICULAR PURPOSE. If this product is defective within the warranty period stated above, your exclusive remedy shall be, at 3M's option, to replace or repair the 3M product or refund the purchase price of the 3M product. Except where prohibited by law, 3M will not be liable for any indirect, special, incidental or consequential loss or damage arising from this 3M product, regardless of the legal theory asserted.



Electronics Markets Materials Division

3M Center, Building 225-3S-06
St. Paul, MN 55144-1000
www.3M.com/electronics
1-800-251-8634

Please recycle. Printed in USA.
© 3M 2011. All rights reserved.
Issued: 1/11 7480HB
78-9236-7060-4

3M is trademark of 3M Company.
Used under license by 3M
subsidiaries and affiliates.